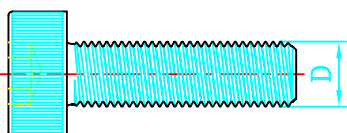
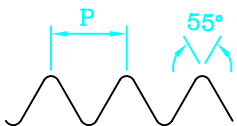
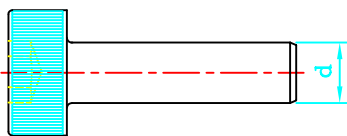
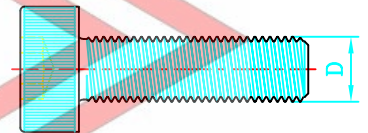
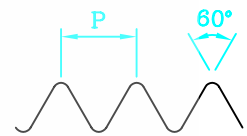
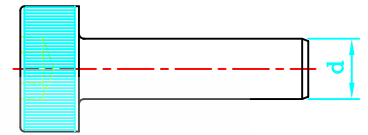


機械螺絲規格表

MACHINE SCREW SIZE

M/M MACHINE SCREW 6g (山形60°)					
公制細螺紋規格					
SIZE 規格	P 牙距	外徑(D)		軋造徑(d)	
		最大(MAX)	最小(MIN)	最大(MAX)	最小(MIN)
M4	0.5	3.97	3.86	3.62	3.58
M4.5	0.5	4.47	4.36	4.12	4.08
M5	0.5	4.97	4.86	4.62	4.58
M6	0.75	5.97	5.85	5.45	5.41
M7	0.75	6.97	6.85	6.45	6.41
M8	1.0	7.97	7.83	7.29	7.24
M9	1.0	8.97	8.83	8.29	8.24
M10	1.25	9.96	9.81	9.12	9.07
M10	1.0	9.97	9.82	9.28	9.23
M12	1.25	11.97	11.76	11.12	11.07
M12	1.5	11.96	11.79	10.95	10.89
M14	1.5	13.96	13.79	12.95	12.89
M16	1.5	15.96	15.79	14.95	14.89
M18	2.0	17.95	17.65	16.62	16.54
M18	1.5	17.95	17.78	16.93	16.86
M20	2.0	19.95	19.65	18.62	18.54
M20	1.5	19.95	19.78	18.92	18.85
M22	1.5	21.95	21.78	20.92	20.85
M24	1.5	23.95	23.78	22.92	22.85
M26	1.5	25.95	25.78	24.93	24.85
M27	1.5	26.95	26.78	25.93	25.85
M28	1.5	27.95	27.78	26.93	26.85
M30	1.5	29.95	29.78	28.93	28.85



BSW MACHINE SCREW 2A (山形55°)					
韋氏螺紋規格					
SIZE 規格	T 牙數	外徑(D)		軋造徑(d)	
		最大(MAX)	最小(MIN)	最大(MAX)	最小(MIN)
1/8	40	3.145	3.030	2.70	2.68
5/32	32	3.945	3.795	3.39	3.37
3/16	24	4.732	4.592	4.00	3.97
1/4	20	6.320	6.165	5.45	5.42
5/16	18	7.905	7.737	6.92	6.88
3/8	16	9.490	9.312	8.39	8.35
7/16	14	11.074	10.883	9.83	9.78
1/2	12	12.662	12.456	11.22	11.17
9/16	12	14.247	14.039	12.82	12.77
5/8	11	15.832	15.614	14.30	14.25
3/4	10	19.004	18.770	17.30	17.25
7/8	9	22.225	21.798	20.32	20.27
1"	8	25.400	25.130	23.27	23.21