

# Perfect for vertical and overhead glazing!



KSF-Model	GL-550	GL-700	GL-850
Max. Load capacity	300 KG	300 KG	300 KG
Basic height	2.15 m	2.15 m	2.15 m
Lifting height	5.5 m	7 m	8.5 m
Weight	226 KG	247 KG	268 KG



The KSF Glass Lifter is a compact electric glass lifter for the vertical and overhead glazing.


It is an autonomous device supplied by a batter and with its equipment also a multi-purpose material lift for construction site or workshop.







Cable under steel crankbase and crane lifting point for safe transportation.




Variable wheelbase chassis with 2 lifting screw and spirit level for use on sloping ground.



Counter weight  
4 x 22.5 kg



Steel pulleys with upper ring



Removable battery protected in a steel housing with quick connector.



Roller fairlead for the steel cable



Easy tip of the mast for easy Horizontal or vertical transport.




Radio remote control with emergency stop



Cable remote control with 5 m cable

## Standard accessory:



### ◎GL-U

#### Universal Crane arm:

Patented Universal Crane arm with universal swivel design.

- ◆ Retractable and foldable, available carry out installation.
- ◆ Works around 300~600 mm scope.
- ◆ Loading capacity 300 kg.
- ◆ Weight 18 kg.

## Optional accessory :



### ◎GL- 3 V

#### Hanging crane for front glazing

- ◆ Loading capacity 165 kg.
- ◆ With 3 vacuum suction cups on flexible angle control.
- ◆ Easy to lift the glass from the floor or from a wall
- ◆ Dimensions: 1450 x 537 mm
- ◆ Weight: 18 kg



### ◎GL 4 V

#### Universal cradle for roof and front glazings

- ◆ Load capacity 180 kg.
- ◆ With 4 vacuum suction cups design with 360° rotation, available fixed at any position.
- ◆ No limit to a height space overhead.
- ◆ Dimension: 1460 x 454 mm.
- ◆ Weight: 27 kg.

1. **Quick Folding base:** Brand new quick folding base, set up in 10 secs without tools, easy and convenient.
2. Thanks to special design to set up in uneven terrain. It can also be set up slope to accomplish the level set up.
3. **Electrical operating:** Available optional in two different motor.  
**DC motor:** optional with Radio control with quick charge device.  
**AC motor:** optional with Radio control with quick charge device.
4. **Raised Limited switch off device:** equip with Raised Limited switch off device, if over raising, will switch off the power for safety protection.  
Reset the Raised limited switch: Press both the UP button and Raised limited switch to reset the power.
5. **10" Heavy duty casters** easily moving in job site.