綜欣工業有限公司
Central Star Industrial Co., Ltd.

產品目錄 CATALOGUE

CNC ROTARY TABLE

精密數控/油壓分度盤
設計與製造



公司介紹 About Us

綜欣工業有限公司，為專業生產電腦數控分度盤的台灣企業，多年來不斷創新，並以「高效率、高技術、高品質」為目標，提供客戶最佳的產品與服務。

配合高精度、環保化與專業的生產體系，本公司所有產品從設計研發、加工製造到成品檢驗，均嚴格控管，且為了確保產品的高精度，引進了一系列先進的加工設備與檢測儀器，該檢測設備能自動完成各精度檢驗項目的測試並列印出數據報告，保證了數據的準確性，為綜欣分度盤產品的高品質做最後的把關。

綜欣工業有限公司，放眼於國際，將不斷創新、前進，為客戶打造更優質的產品與服務。

Central Star Industrial Co., Ltd., a professional Taiwan manufacturer of CNC Rotary Table, has been progressing constantly with initiative and the aim of high efficiency, high technology, and superior quality.

With the accurate, environment-friendly and professional production system, our products are closely checked on from devising, manufacturing process, to quality inspection. To assure the high accuracy of products, Central Star introduces a series of advanced working equipment and measuring device, which can automatically inspect each standard and print numerical report, ensuring data accuracy, provide superior quality for Central Star CNC Rotary Table.

With a view to International Machinery Industry, Central Star keeps progressing and invents high-quality products for customers.





產品特性 Characteristics

◆ 高精度 HIGH ACCURACY

-- 復節距蝸桿蝸輪組 Dual Lead Worm Gear System --

採用「複節距蝸桿蝸輪組」，傳動精確、背隙調整容易，經長時間的使用仍能維持高精密度。主軸迴轉部份採用高級滾錐軸承，確保迴轉中心之穩定。最小分割角度0.001°，常用於螺旋切削、刀具製造、凸輪及航太工業。

CNC Rotary Table is built with accurate "Dual lead worm gear system," and the tooth profile outline has been improved, increasing teeth-meshing ratio. Backlash can be adjusted easily, and Rotary Table can keep high accuracy even after long-term using. Revolved portion of spindle taper adopts Rolling Cone Bearing to ensure the stability of rotating center. The minimum indexing degree is 0.001°, which is commonly used in spiral cutting, cutting tools manufacture, cam and aerospace industry.

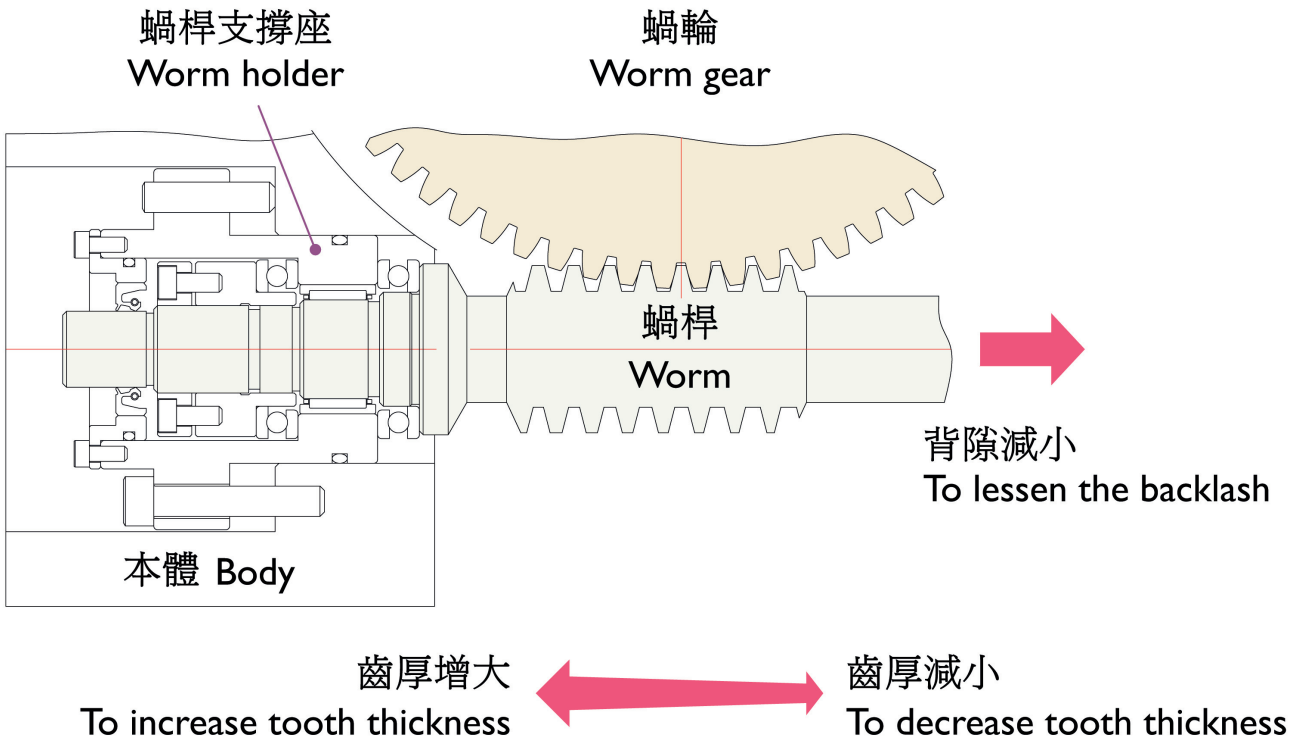

◆ 高精度 HIGH ACCURACY

-- 三片式離合齒 Three pieces of coupling gear --

分割台內部使用三片式平面離合齒執行分割與定位，分割精度高達 ±4 弧秒以內，重現精度更可達 ±1 弧秒以內，經長時間的使用後，仍能維持其高精密度。

Three Pieces of Hirth Coupling Gear is built inside for positioning and indexing, keeping high accuracy even after long-term using. The index accuracy is within ±4 arc sec. and Repetitive accuracy within ±1.

◆ 耐重切削 HEAVY DUTY CUTTING TOLERATIION

-- 油壓三片式離合齒鎖緊裝置 Three Pieces of Hirth Coupling Gear clamping system --

分割台內部使用三片式平面離合齒，執行角度分割時盤面沒有升降動作，再加上紮實的密封結構，在大量的切削液的使用場所，也不會讓粉屑和切削液滲入本體內。超強的剛性機構及夾持力，在重切削時能大大的發揮效果。

With Three Pieces of Hirth Coupling Gear built inside, there is no floating action during degree indexing, and the sealed structure can keep dust and cutting fluid out from the body even if much cutting fluid is used. High rigidity and gripping force increase the efficiency greatly during heavy duty cutting.

◆ 穩定與安全性高 HIGH STABILITY AND SAFETY

-- 高感度的確認機構 Clamp/ Unclamp sensor --

使用油壓驅動及高感度近接開關，確認鬆開、旋轉、鎖緊、回位的執行動作，確保運轉時的穩定及安全性。本分割台適用於專用機之心臟分度工作及工作母機的自動交換台。

Our Indexer is driven by hydraulic unit, and the clamp/unclamp sensor which executes unclamping, rotating, clamping and returning ensures stable and safe operation. It's suitable for special purpose machine indexing and automatic changer.

◆ 動作說明 DIRECTION

-- 三片式平面離合齒裝置之主要結構 Structure of Three Pieces of Hirth Coupling Gear --

如下圖所示，三片式離合齒裝置之主要結構共分三部分：

A 離合齒 (鎖固在轉盤結構上)

B 離合齒 (鎖固在分割台基座結構上)

C 離合齒 (上下動作之托板)

※ 如圖所示，C 離合齒下降時，分割台即成為鬆開狀態，A 離合齒由結構緊密的支撐著，所以轉盤在沒有升降動作情形下，精確且順暢的旋轉。

※ 當 A 離合齒 (轉盤) 完成分割定位時，C 離合齒往上動作，並與 A 離合齒、B 離合齒完全契合，形成高精確度的一體結構。

※ C 離合齒有足夠的寬度與 A 離合齒和 B 離合齒完美契合，離合齒盤各齒的壓力角 30°，精確的將 A 離合齒和 B 離合齒對準，經長時間使用後，精度一樣地準確。

Referring to the figure below, the Structure of Three Pieces of Hirth Coupling Gear is divided into three parts: Gear plate A (locked on the rotation plate); Gear plate B (locked and fixed on index table bottom); Gear plate C (up and down action board)

※ When Hirth Coupling Gear C descends, the index table is unclamping. With Gear plate A supported, the rotation plate rotates smoothly and accurately without vertical moving error.

※ When Gear plate A completes indexing, Gear plate C goes up and bonds to Gear plate A and B, clamping the index table.

※ Gear plate C has sufficient face width to match Gear plate A and B completely, ensuring high accuracy even after long-term using. (The pressure angle of each gear is 30°.)

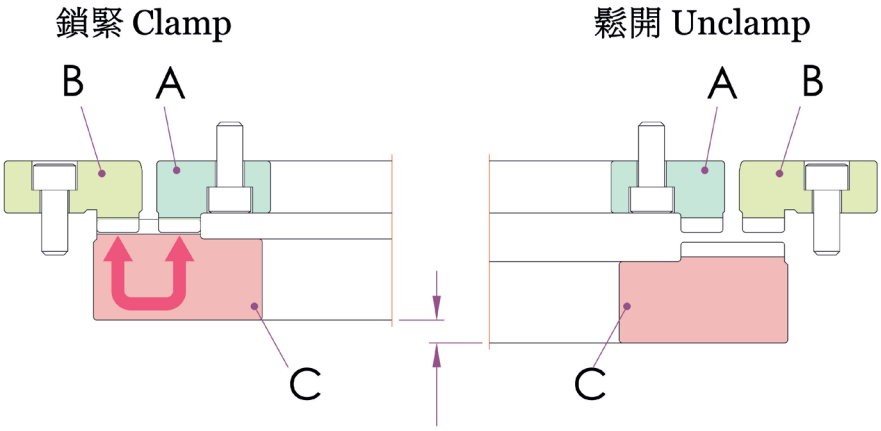

鬆開/鎖緊行程
Unclamp & Clamp stroke

電腦數控分度盤 CNC ROTARY TABLE 08- 19







NRT-(A)100R	NRT-150R	NRT-B251R	NRT-B321RV	NRT-320H	NRT-630H
NRT-200R	NRT-250R	NRT-B401RV	NRT-B500RV	NRT-380H	NRT-800H
NRT-320RV	NRT-400RV	NRT-B630RV	NRT-B800R	NRT-500H	NRT-1500H

20- 25 電腦數控齒式分割盤

CNC HYDRAULIC GEAR INDEXER

NXT-250R	NXT-320RV
NXT-400RV	NXT-500RV



NXT-250H	NXT-380H
NXT-500H	NXT-630H
NXT-800H	NXT-1000H
NXT-1200H	

34- 35 臥式專用交換台

AUTO PALLET CHANGER



PRT-M4075	PRT-F5085

電腦數控雙軸分度盤 26 - 33

CNC TILTING ROTARY TABLE

NRTT-180	NRTT-B250
NRTT-B350	NRTT-B450
NRTT-T6350R	



刀具研磨機分度頭 45

INDEXING HEAD

TNC-200

36- 43 油壓齒式分割盤 HYDRAULIC COUPLING GEAR INDEXER



EXT-200H | EXT-340H | EXT-470H | EXT-600H | EXT-800H | EXT-1000H

EXT-200V | EXT-250V | EXT-320V

EXT-420N | EXT-560N

直驅旋轉工作台 48

DIRECT DRIVE ROTARY TABLE

DRT-300

旋轉工作台 44

SWING TABLE

EXT-470P

52 - 59 相關配件

ACCESSORIES

ATS Series | HTS Series

MTS Series | BRT Series

單軸控制器
Single-Axis Controller: CS-H4C

氣動泵浦
Air-Hydraulic Pump: AHP-6-12

46- 47 搖擺頭旋轉座

SWING BASE OF SPINDLE HEAD



NRS-320

DRS-400

電腦數控分度盤 CNC Rotary Table

- 製作技術：蝸輪採用單齒加工，比傳統的多齒一體成型機，擁有更高的品質與精度。
- 蝸輪材質：4 號鋁青銅，硬度可達到 HRB180，可延長產品壽命，延長產生背隙時間。
- 檢測方式：自動化儀器檢測，自動列印產品檢測報告。

- Manufacturing Techniques: Compared with conventional multi-toothed machine, the single-toothed worm wheel with high techniques can assure better quality.
- Material of worm: ALBC4. The hardness is HRB180, making the product durable and prolonging the time of backlash occurrence.
- Inspection: The product is inspected by automatic measuring device, which prints inspection report automatically.

型式 Model			NRT-A100R	NRT-150R	NRT-A170R	NRT-200R
盤面直徑 Table diameter		mm	Ø 100	Ø 150	Ø 170	Ø 200
基準中心孔 Center bore		mm	Ø 25 H7	Ø 40 H7	Ø 40 H7	Ø 60 H7
主軸中心穿透孔 Diameter of center through hole		mm	Ø 25	Ø 30	Ø 40	Ø 40
垂直放置中心高 Center height (vertically)		mm	100	110	285	135
水平放置總高 Overall height (horizontally)		mm	135	150	135	195
T 型槽寬度 Width of T-slot		mm	10 H7	12 H7	12 H7	12 H7
基準導槽寬 Width of guide block		mm	14 H7	14 H7	14 H7	14 H7
鎖緊裝置 Clamping device		kg/cm^2	空壓 5	油壓 35	空壓 5	油壓 35
最小分割角度 Min. indexing degree		degree	0.001°	0.001°	0.001°	0.001°
分割精度 (累積值) Indexing accuracy(accumulative)		arc sec	45"	45"	20"	20"
重現精度 Repeatability		arc sec	±2"	±2"	±2"	±2"
鎖緊扭力 Clamping torque		kg-m	8	16	14	23
最高轉速 Max. rotation speed	轉盤 Table	rpm	33.3	33.3	33.3	22.2
	馬達 Motor	rpm	2000	2000	2000	2000
伺服馬達 (選配) Servo motor (optional)	發那科 FANUC		α2i	α2i	α4i	α4i
	三菱 MITSUBISHI		HF-44T	HF-44T	HF-104T	HF-54T
	西門子 SIEMENS		1FK7042	1FK7042	1FK7063	1FK7060
	海德漢 HEIDENHAIN		QSY96A	QSY96A	QSY116E	QSY116C
總齒數比 Gear ratio			1/60	1/60	1/90	1/90
容許切削扭力 Permissible cutting torque	F 	kg	600	800	800	1000
	FxR 	kg-m	8	16	11	24
	FxL 	kg-m	16	40	40	65
容許積載荷重 Load Capacity	0° 	kg	50	150	150	200
	90° 	kg	25	75	70	85
淨重 Net weight		kg	25	34	55	64

NRT-A100R

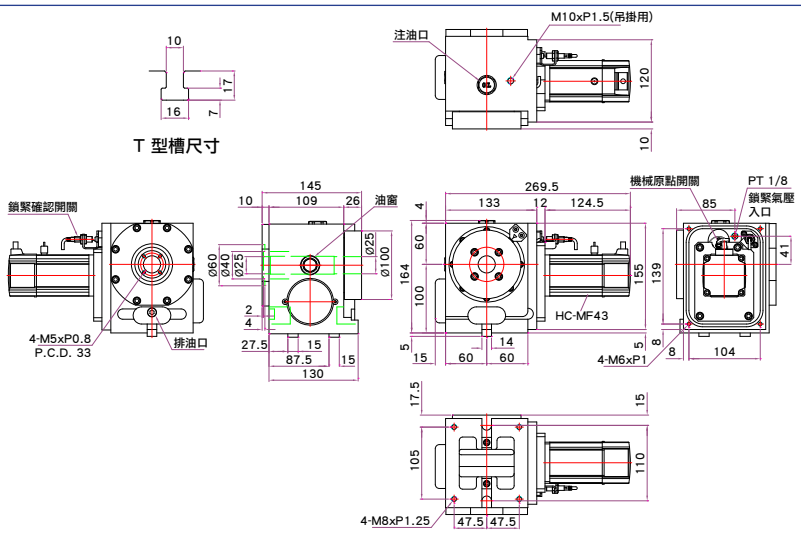

NRT-150R

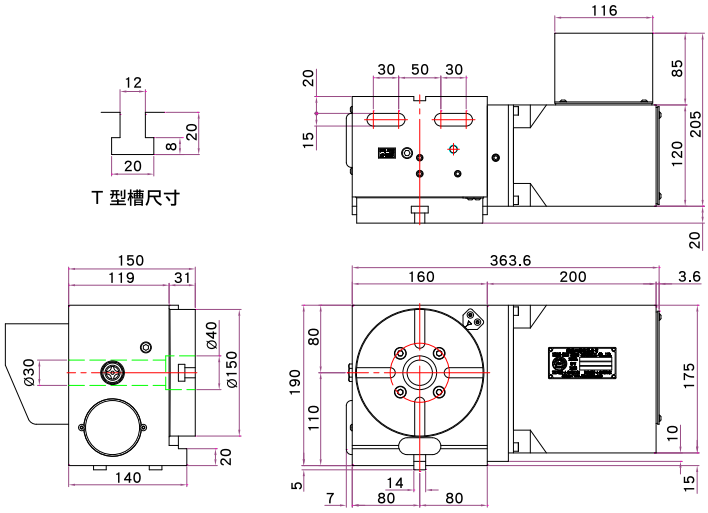

NRT-A170R

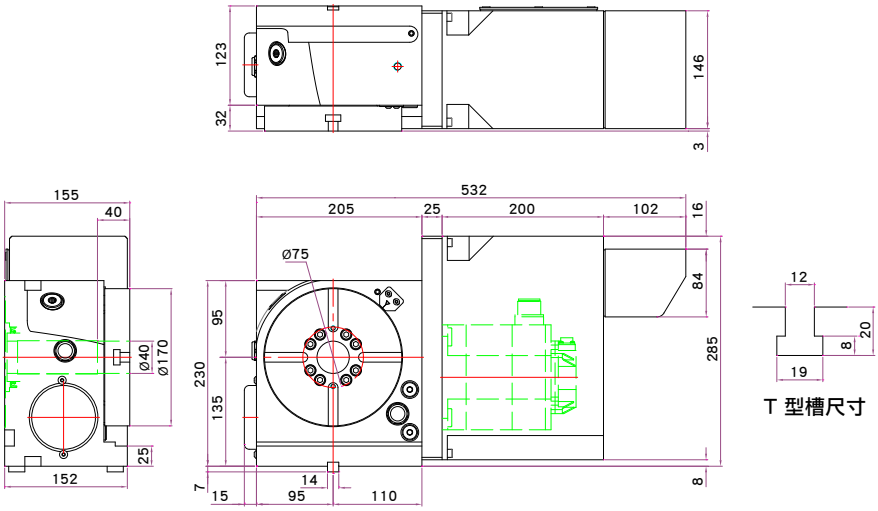

NRT-200R

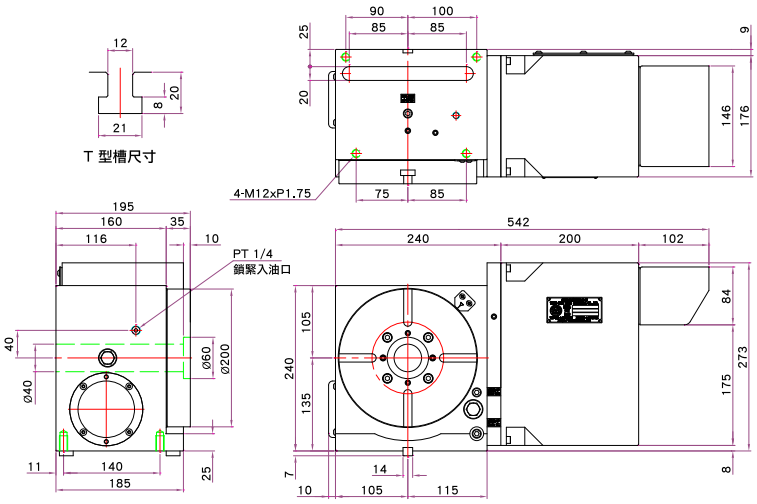

NRT-250R

NRT - (B) 250 R

- **R** 馬達右側水平放置
- **RV** 馬達右側垂直放置
- **H** 臥式機 Horizontal
- 盤面尺寸 Table diameter
- 中心大孔徑 Big through hole
- 電腦數控分度盤 CNC

型式 Model			NRT-250R	NRT-320RV	NRT-400RV
盤面直徑 Table diameter		mm	Ø 250	Ø 320	Ø 400
基準中心孔 Center bore		mm	Ø 50 H7	Ø 60 H7	Ø 60 H7
主軸中心穿透孔 Diameter of center through hole		mm	Ø 32	Ø 46	Ø 51
垂直放置中心高 Center height (vertically)		mm	170	210	250
水平放置總高 Overall height (horizontally)		mm	200	230	250
T 型槽寬度 Width of T-slot		mm	12 H7	14 H7	14 H7
基準導槽寬 Width of Guide block		mm	18 H7	18 H7	18 H7
鎖緊裝置 (油壓) Clamping device (Hydraulic)		kg/cm^2	35	35	35
最小分割角度 Min. indexing degree		degree	0.001°	0.001°	0.001°
分割精度 (累積值) Indexing accuracy(accumulative)		arc sec	15”	15”	15”
重現精度 Repeatability		arc sec	±2”	±2”	±2”
鎖緊扭力 Clamping torque		kg-m	48	78	170
最高轉速 Max. rotation speed	轉盤 Table	rpm	16.6	16.6	11.1
	馬達 Motor	rpm	2000	2000	2000
伺服馬達 (選配) Servo motor (optional)	發那科 FANUC		α4i / α8i	α12i	α12i
	三菱 MITSUBISHI		HF-104 / 154	HF-204T	HF-204T
	西門子 SIEMENS		1FK7063	1FK7083	1FK7083
	海德漢 HEIDENHAIN		QSY116E	QSY155B	QSY155B
總齒數比 Gear ratio			1/120	1/120	1/180
容許切削扭力 Permissible cutting torque	F	kg	1400	1700	2000
	FxR	kg-m	50	85	180
	FxL	kg-m	85	110	180
容許積載荷重 Load Capacity	0°	kg	250	350	500
	90°	kg	100	150	200
淨重 Net weight		kg	90	220	254

NRT-250R

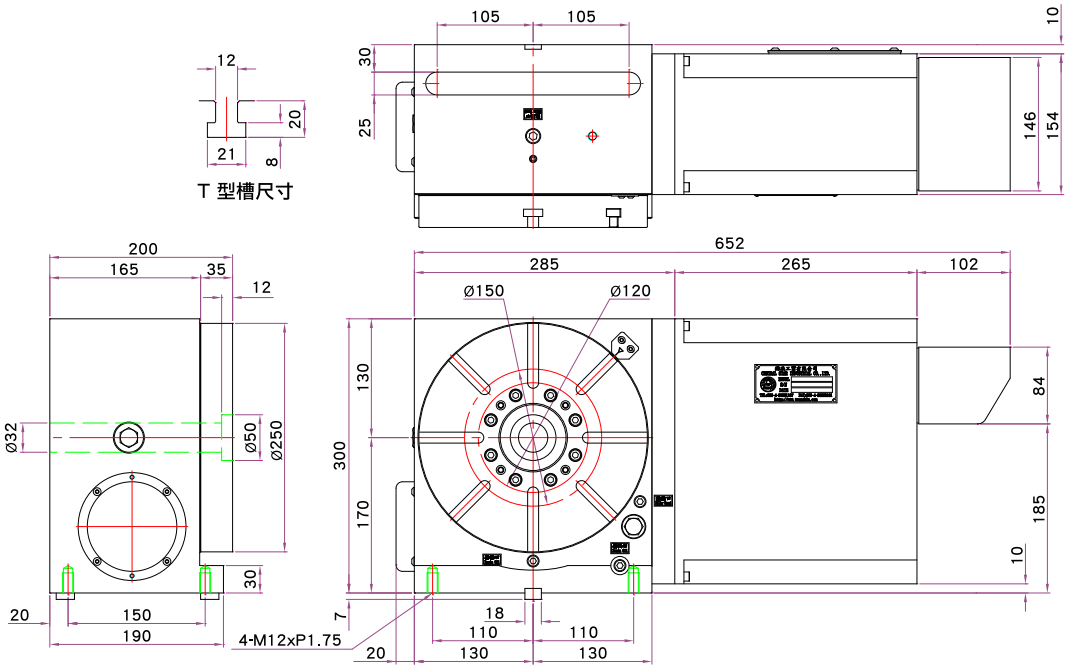

NRT-320RV

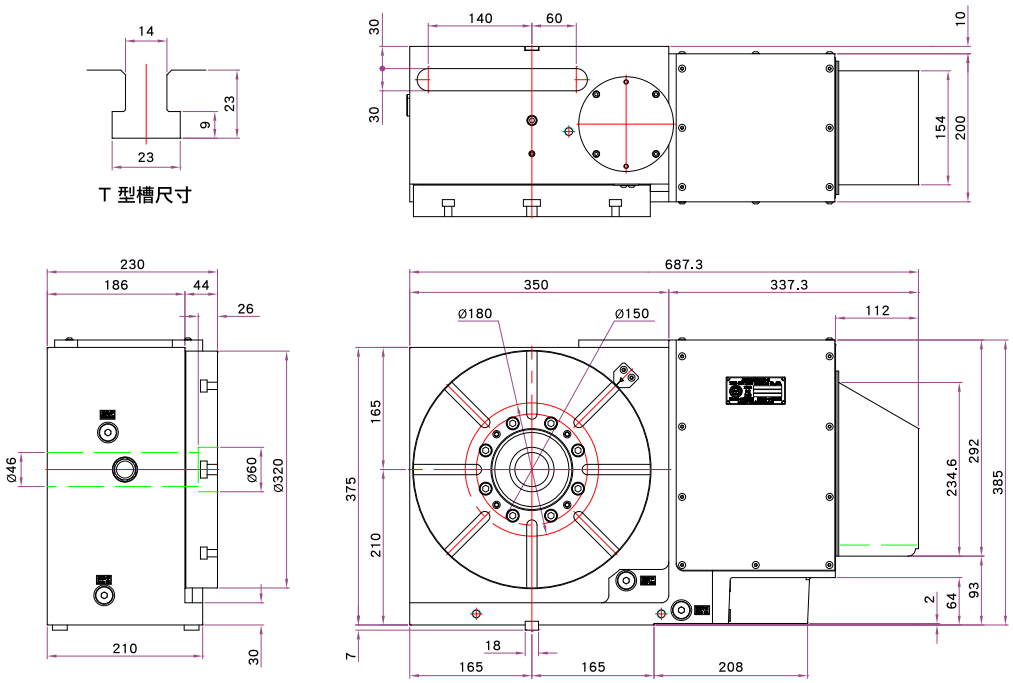

NRT-400RV

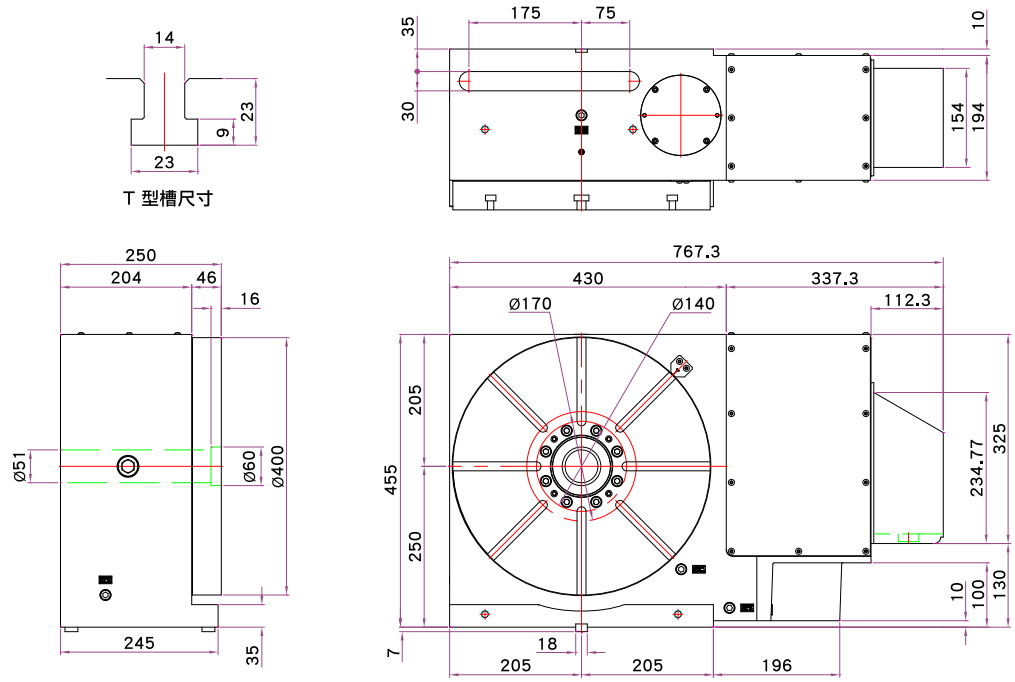

電腦數控分度盤 CNC Rotary Table



NRT-B321RV



NRT-400RV

型式 Model			NRT-B251R	NRT-B321RV	NRT-B401RV
盤面直徑 Table diameter		mm	Ø 250	Ø 320	Ø 400
基準中心孔 Center bore		mm	Ø 100 H7	Ø 135 H7	Ø 180 H7
主軸中心穿透孔 Diameter of center through hole		mm	Ø 70	Ø 110	Ø 150
垂直放置中心高 Center height (vertically)		mm	170	210	250
水平放置總高 Overall height (horizontally)		mm	180	230	250
T 型槽寬度 Width of T-slot		mm	12 H7	14 H7	14 H7
基準導槽寬 Width of Guide block		mm	18 H7	18 H7	18 H7
鎖緊裝置 (油壓) Clamping device (Hydraulic)		kg/cm^2	35	35	35
最小分割角度 Min. indexing degree		degree	0.001°	0.001°	0.001°
分割精度 (累積值) Indexing accuracy (accumulative)		arc sec	15"	15"	15"
重現精度 Repeatability		arc sec	±2"	±2"	±2"
鎖緊扭力 Clamping torque		kg-m	100	200	300
最高轉速 Max. rotation speed	轉盤 Table	rpm	16.6	16.6	11.1
	馬達 Motor	rpm	2000	2000	2000
伺服馬達 (選配) Servo motor (optional)	發那科 FANUC		α4i / α8i	α12i	α12i
	三菱 MITSUBISHI		HF-104T	HF-204T	HF-204T
	西門子 SIEMENS		1FK7053	1FK7083	1FK7083
	海德漢 HEIDENHAIN		QSY116E	QSY155B	QSY155B
總齒數比 Gear ratio			1/120	1/120	1/180
容許切削扭力 Permissible cutting torque	FxR 	kg-m	50	95	170
容許積載荷重 Load Capacity	0° 	kg	250	400	500
	90° 	kg	100	200	250
淨重 Net weight		kg	80	166	280

NRT-B251RV

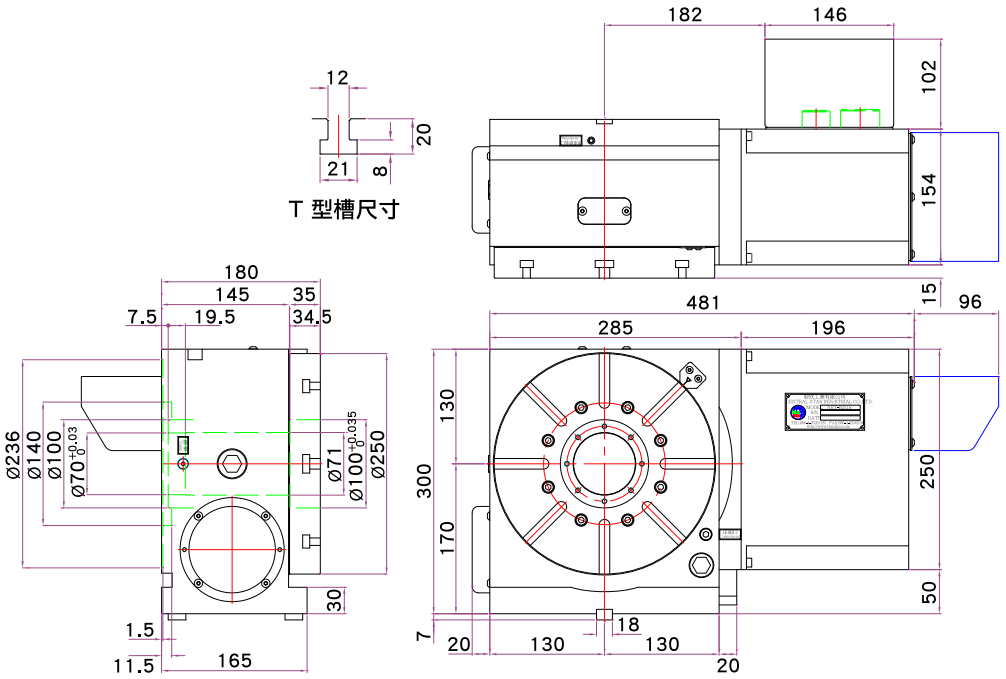

NRT-B321RV

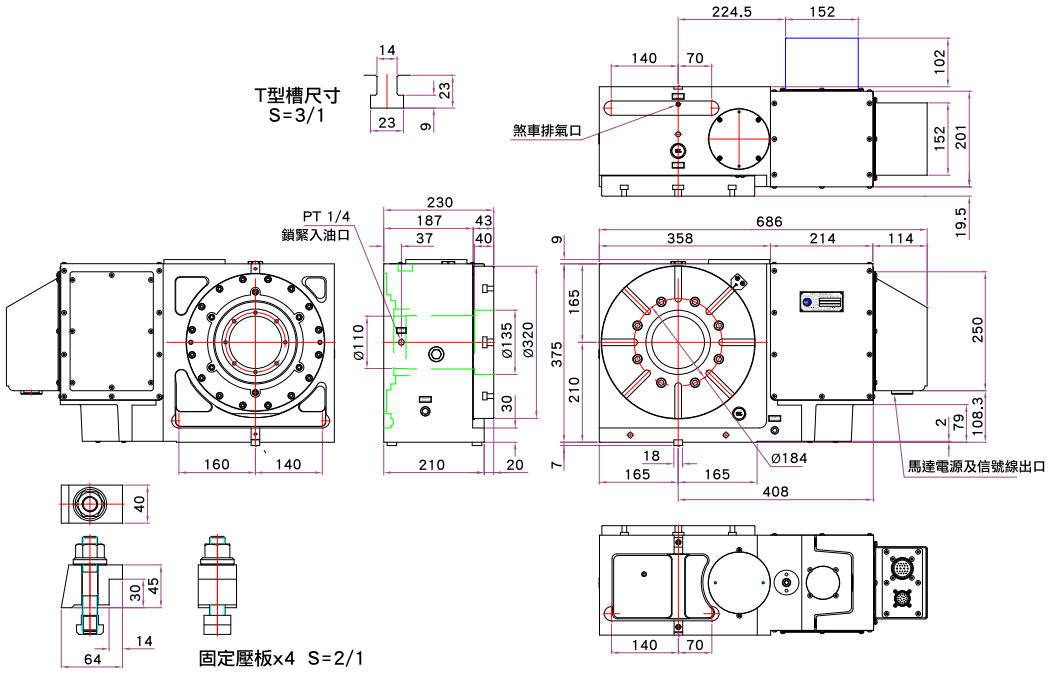

NRT-B401RV

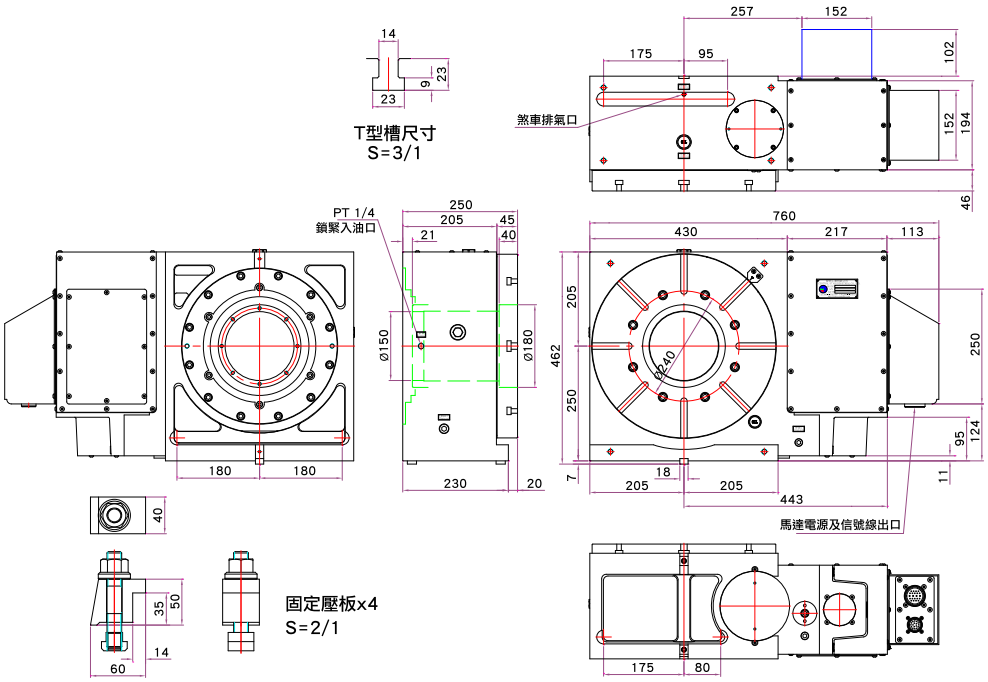



NRT-A100R



NRT-400TE (特製品)

型式 Model			NRT-B500RV	NRT-B630RV	NRT-B800R
盤面直徑 Table diameter		mm	Ø 500	Ø 630	Ø 800
基準中心孔 Center bore		mm	Ø 210 H7	Ø 270 H7	Ø 400 H7
主軸中心穿透孔 Diameter of center through hole		mm	Ø 182	Ø 240	Ø 320
垂直放置中心高 Center height (vertically)		mm	310	400	885
水平放置總高 Overall height (horizontally)		mm	300	325	370
T 型槽寬度 Width of T-slot		mm	18 H7	18 H7	22 H7
基準導槽寬 Width of Guide block		mm	18 H7	18 H7	x
鎖緊裝置 (油壓) Clamping device (Hydraulic)		kg/cm^2	35	35	35
最小分割角度 Min. indexing degree		degree	0.001°	0.001°	0.001°
分割精度 (累積值) Indexing accuracy(accumulative)		arc sec	15”	15”	15”
重現精度 Repeatability		arc sec	±2”	±2”	±2”
鎖緊扭力 Clamping torque		kg-m	240	420	750
最高轉速 Max. rotation speed	轉盤 Table	rpm	11.1	11.1	8.3
	馬達 Motor	rpm	2000	2000	2000
伺服馬達 (選配) Servo motor (optional)	發那科 FANUC		α12i	α22i	α22i
	三菱 MITSUBISHI		HF-204T	HF-354T	HF-354T
	西門子 SIEMENS		1FK7083	1FK7101	1FK7101
	海德漢 HEIDENHAIN		QSY155B	QSY155D	QSY155D
總齒數比 Gear ratio			1/180	1/180	1/240
容許切削扭力 Permissible cutting torque	F 	kg	2300	2600	3000
	FxR 	kg-m	250	450	750
	FxL 	kg-m	250	400	700
容許積載荷重 Load Capacity	0° 	kg	600	800	1500
	90° 	kg	250	400	700
淨重 Net weight		kg	480	725	1250

NRT-B500RV

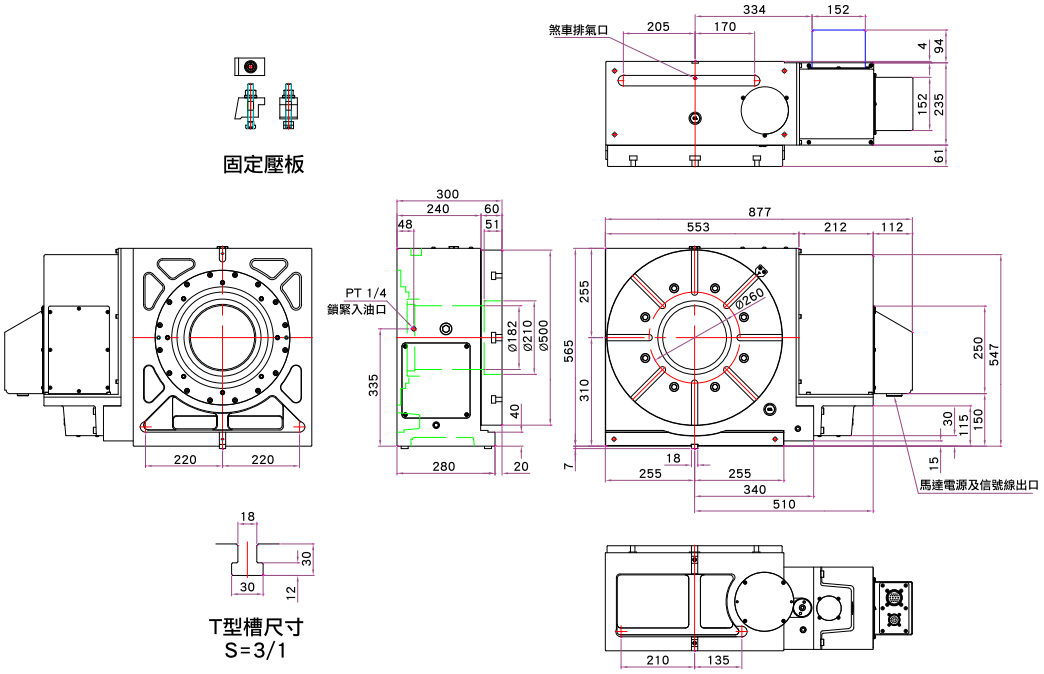

NRT-B630RV

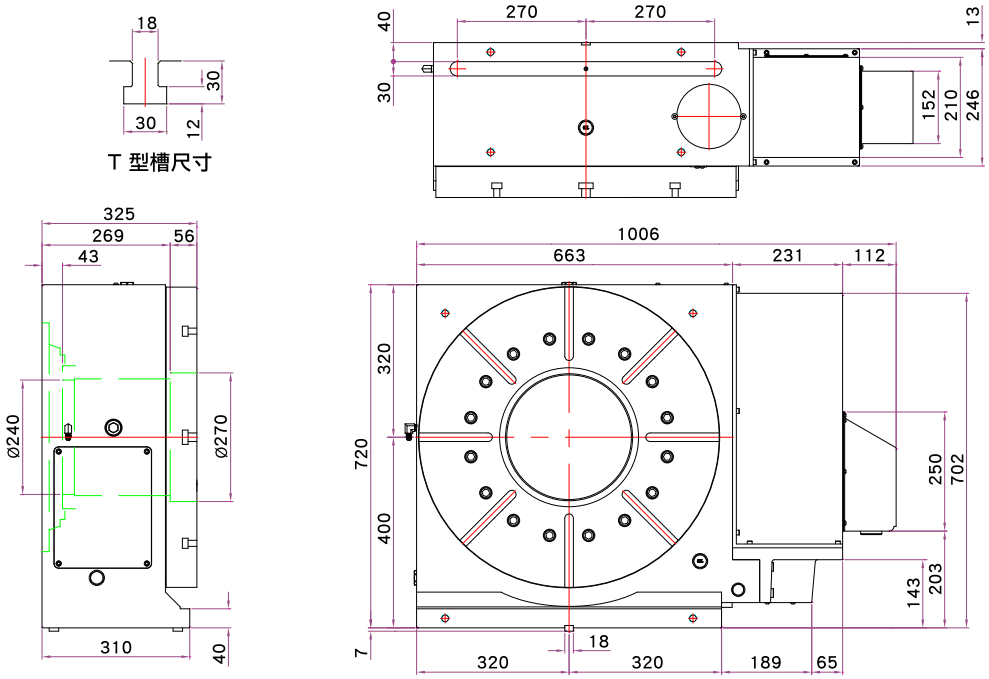

NRT-B800R

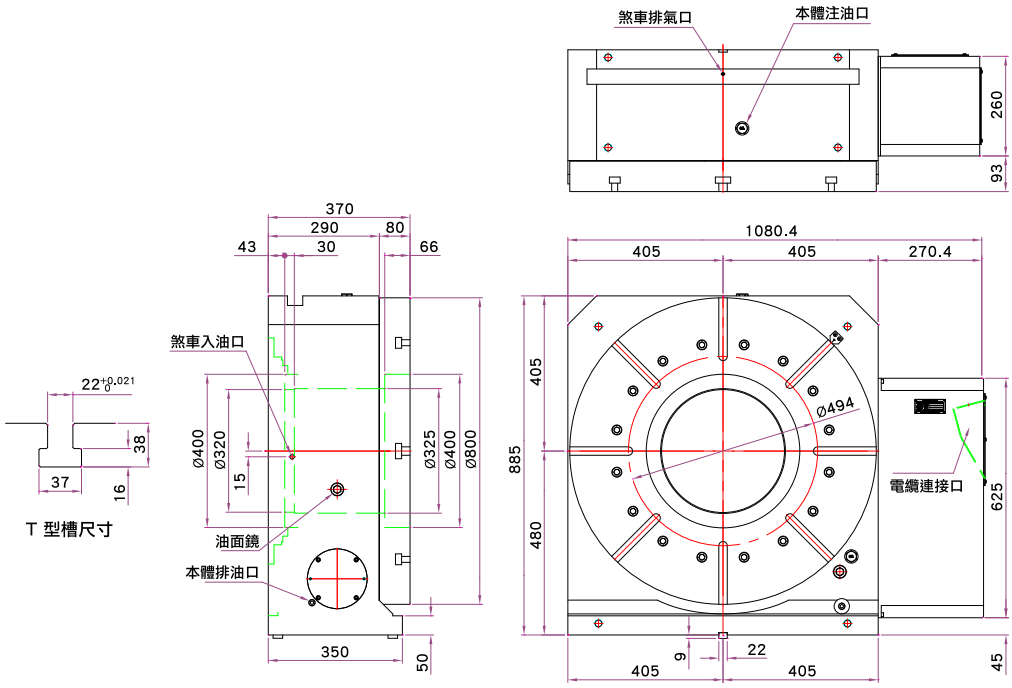

電腦數控分度盤 CNC Rotary Table

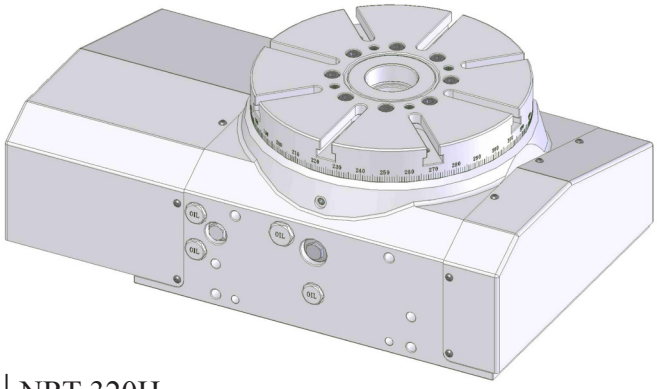

NRT-320H

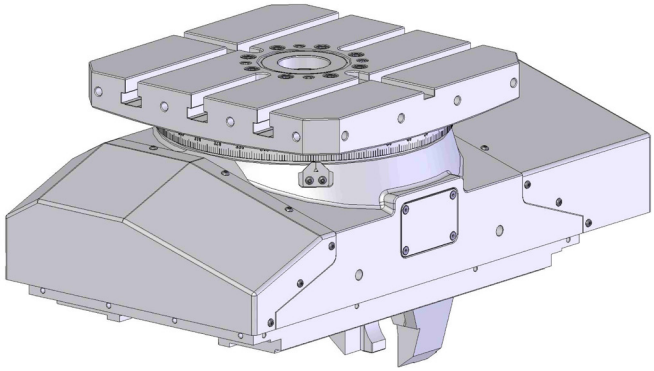

NRT-380H

型式 Model			NRT-320H	NRT-380H	NRT-500H
工作台尺寸 Table size (L x W)		mm	Ø 320	380 x 380	500 x 500
基準中心孔 Diameter of table center hole		mm	Ø 60	Ø 60	x
總高度 Overall height		mm	235	270	320
T 型槽寬度 Width of T-slot		mm	14	18	x
鎖緊裝置 (油壓) Clamping device (Hydraulic)		kg/cm^2	35	30~50	35~50
最小分割角度 Min. indexing degree		degree	0.001°	0.001°	0.001°
分割精度 (累積值) Indexing accuracy (accumulative)		arc sec	15"	15"	15"
重現精度 Repeatability		arc sec	±2"	±2"	±2"
最高轉速 Max. rotation speed	轉盤 Table	rpm	16.6	16.6	11.1
	馬達 Motor	rpm	2000	2000	2000
伺服馬達 (選配) Servo motor (optional)	發那科 FANUC		α4i	β8i	α12i
總齒數比 Gear ratio			1/120	1/120	1/180
容許切削扭力 Permissible cutting torque		kg	48	75	350
容許積載荷重 Load Capacity		kg	350	350	600
淨重 Net weight		kg	176	235	450

NRT-320H

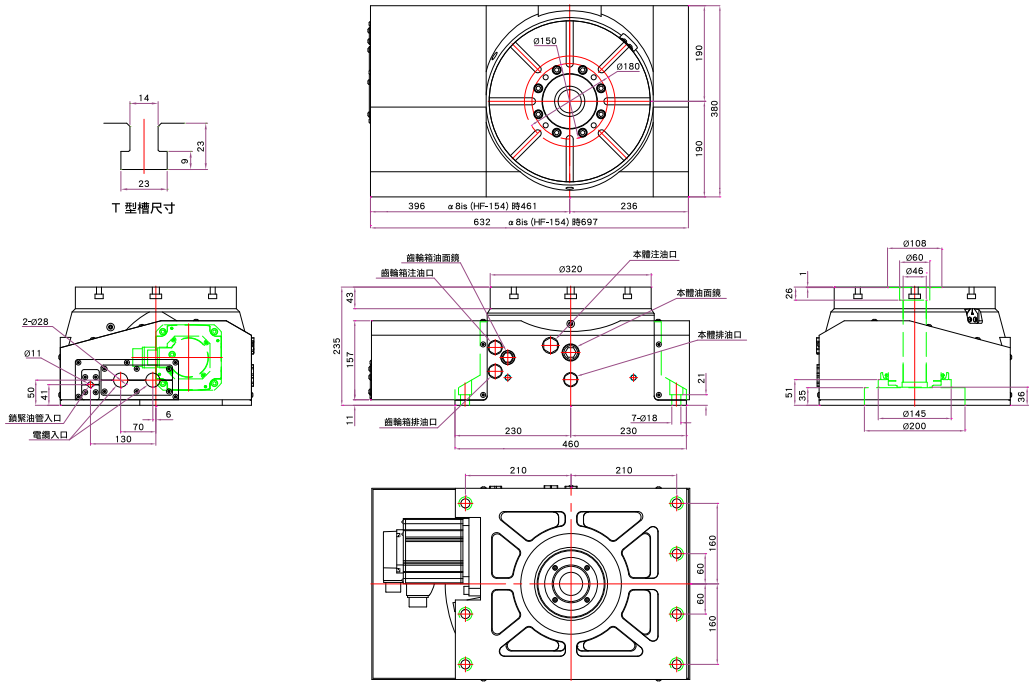

NRT-380H

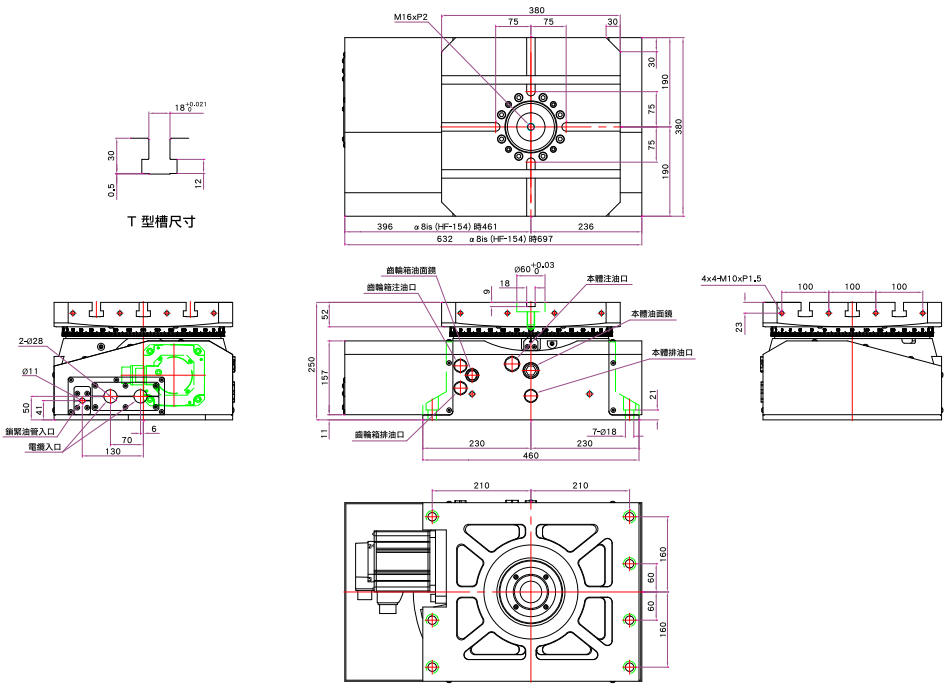

NRT-500H

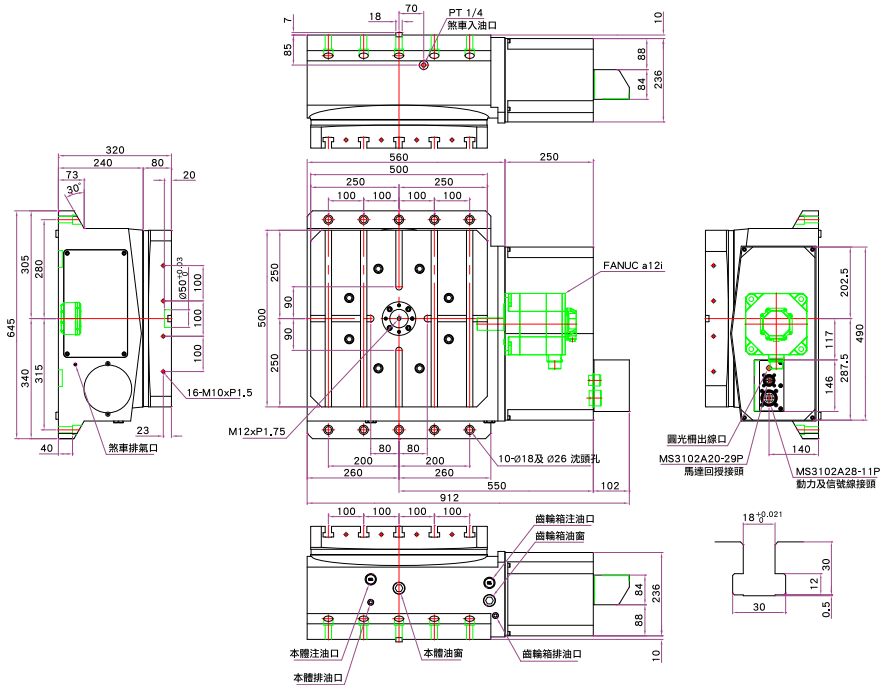

電腦數控分度盤 CNC Rotary Table

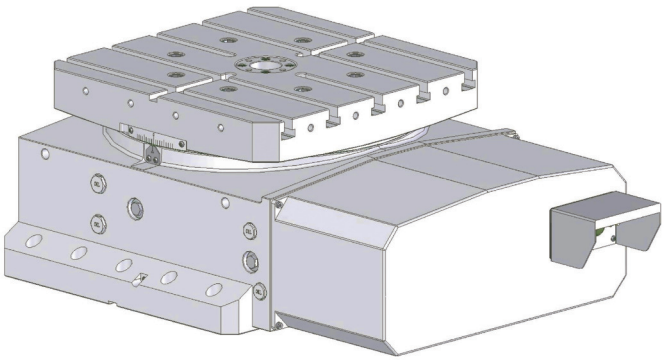

NRT-500H

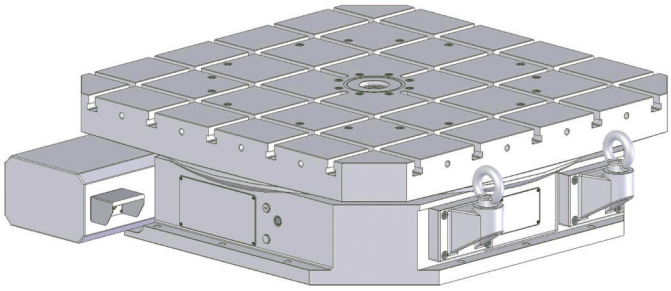

NRT-1500H

型式 Model			NRT-630H	NRT-800H	NRT-1500H
工作台尺寸 Table size (L x W)		mm	630 x 630	800 x 800	1500 x 1500
基準中心孔 Diameter of table center hole		mm	Ø 50	Ø 100	Ø 100 H7
總高度 Overall height		mm	360	400	430
T 型槽寬度 Width of T-slot		mm	18	22	28
鎖緊裝置 (油壓) Clamping device (Hydraulic)		kg/cm^2	35	35	35
最小分割角度 Min. indexing degree		degree	0.001°	0.001°	0.001°
分割精度 (累積值) Indexing accuracy (accumulative)		arc sec	15”	15”	7.5”
重現精度 Repeatability		arc sec	±2”	±2”	±2”
最高轉速 Max. rotation speed	轉盤 Table	rpm	11.1	8.3	2.77
	馬達 Motor	rpm	2000	2000	2000
伺服馬達 (選配) Servo motor (optional)	發那科 FANUC		α12i / α22i	α22i	α22i
總齒數比 Gear ratio			1/180	1/240	1/720
容許切削扭力 Permissible cutting torque		kg	420	700	1000
容許積載荷重 Load Capacity		kg	800	1500	10000
淨重 Net weight		kg	950	1400	4010

NRT-630H

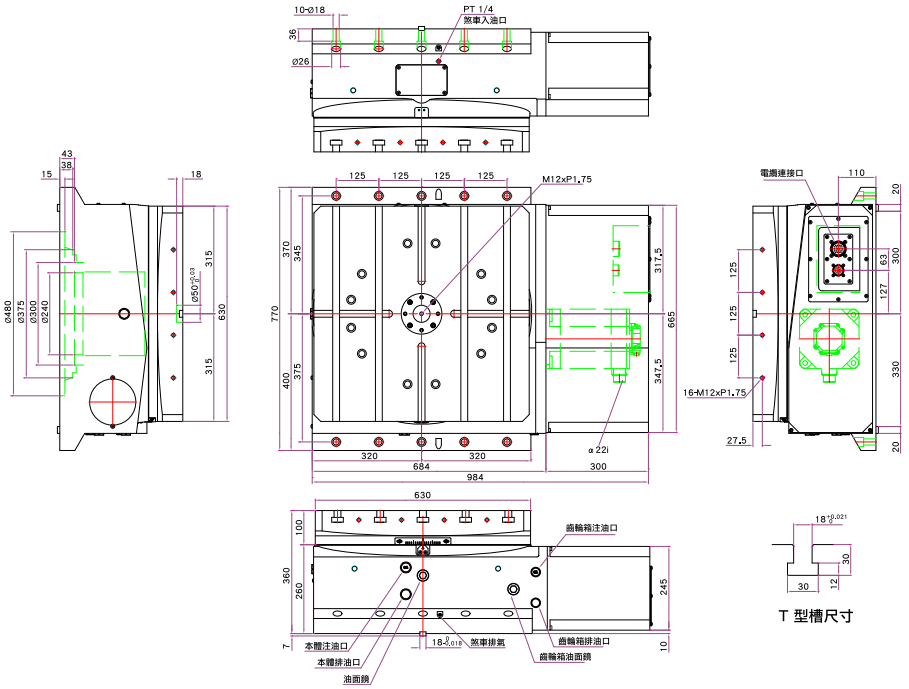

NRT-800H

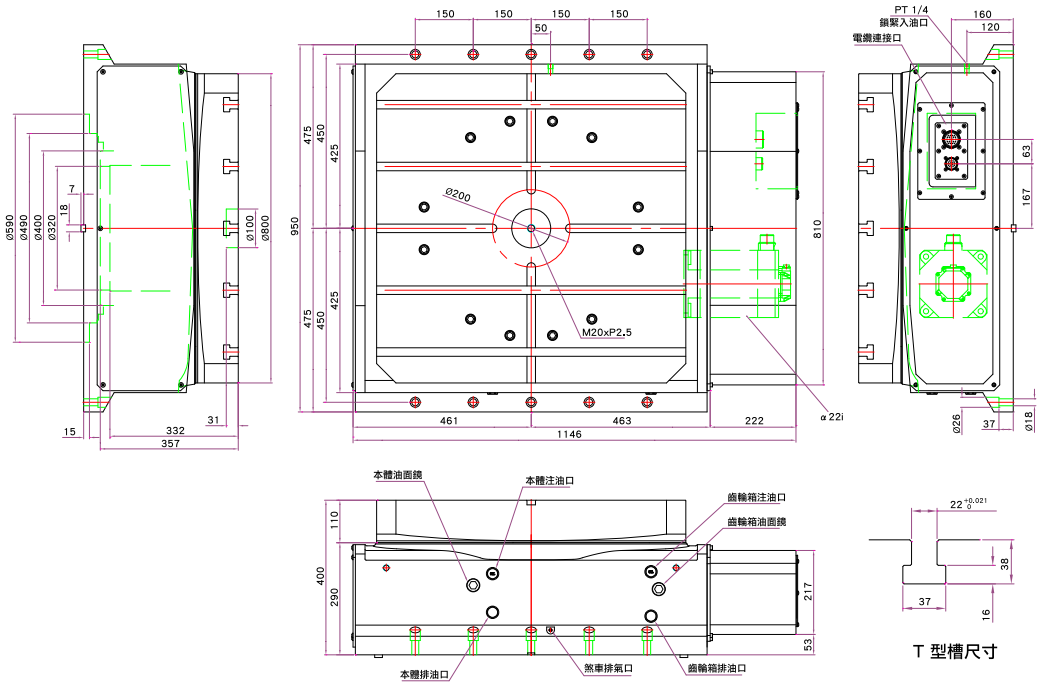

NRT-1500H

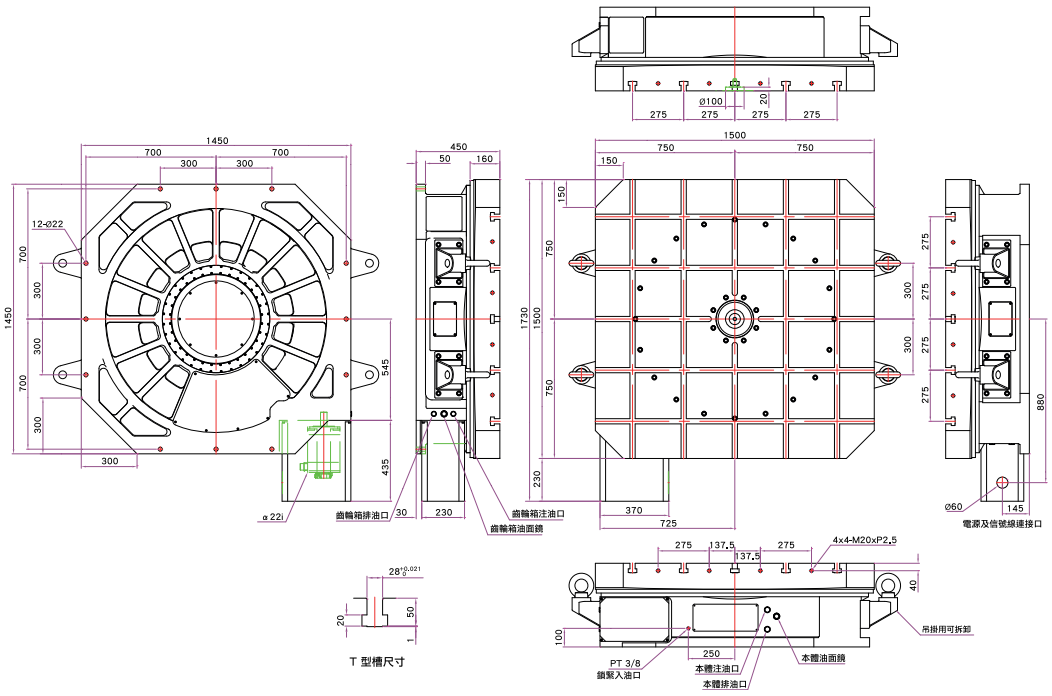

電腦數控齒式分割盤 CNC Hydraulic Coupling Gear Indexer



NXT-320RV



NXT-400RV

型式 Model			NXT-250R		NXT-320RV		NXT-400RV		NXT-500RV	
盤面直徑 Table diameter		mm	Ø 250		Ø 320		Ø 400		Ø 500	
基準中心孔 Center bore		mm	Ø 55 H7		Ø 100 H7		Ø 120 H7		Ø 120 H7	
主軸中心穿透孔 Diameter of center through hole		mm	Ø 30		Ø 80		Ø 80		Ø 90	
垂直放置中心高 Center height (vertically)		mm	170		230		250		310	
水平放置總高 Overall height (horizontally)		mm	200		240		265		300	
T 型槽寬度 Width of T-slot		mm	12 H7		14 H7		14 H7		18 H7	
基準導槽寬 Width of Guide block		mm	18 H7		18 H7		18 H7		18 H7	
鎖緊裝置 (油壓) Clamping device (Hydraulic)		kg/cm^2	35		35		35		35	
最小分割角度 Min. indexing degree		degree	5°	1°	5°	1°	5°	1°	5°	1°
等分割數 Table division			72	360	72	360	72	360	72	360
分割精度 (累積值) Indexing accuracy(accumulative)		arc sec	4"		4"		4"		4"	
重現精度 Repeatability		arc sec	±1"		±1"		±1"		±1"	
最高轉速 Max. rotation speed	轉盤 Table	rpm	16.6		27.7		16.6		11.1	
	馬達 Motor	rpm	2000		2000		2000		2000	
伺服馬達 (選配) Servo motor (optional)	發那科 FANUC		α8i		α12i		α12i		α12i	
	三菱 MITSUBISHI		HF-104 / 154		HF-204T		HF-204T		HF-204T	
	西門子 SIEMENS		1FK7063		1FK7083		1FK7083		1FK7083	
	海德漢 HEIDENHAIN		QSY116E		QSY155B		QSY155B		QSY155B	
總齒數比 Gear ratio			1/120		1/72		1/120		1/180	
容許切削扭力 Permissible cutting torque			48		78		170		240	
鎖緊扭力 Clamping torque	F 	kg	1500		2000		2500		3000	
	FxR 	kg-m	300		400		500		600	
	FxL 	kg-m	350		450		550		650	
容許積載荷重 Load Capacity	0° 	kg	300		350		500		600	
	90° 	kg	125		175		250		300	
淨重 Net weight		kg	94		178		300		420	

NXT-250R

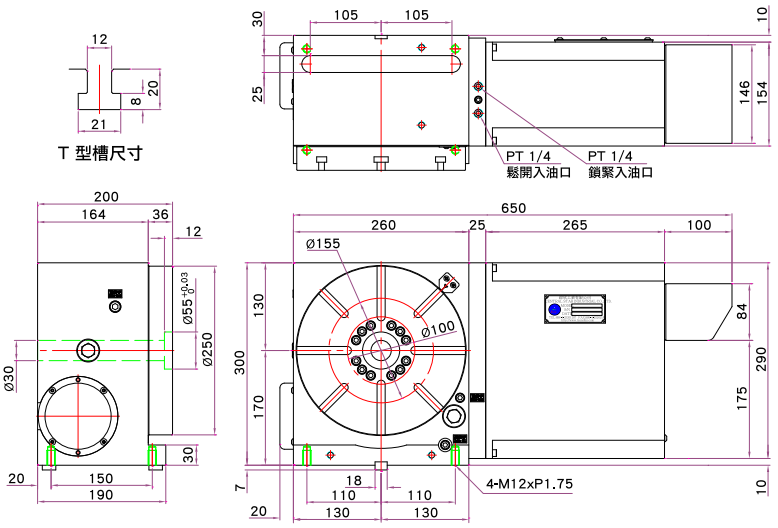

NXT-320RV

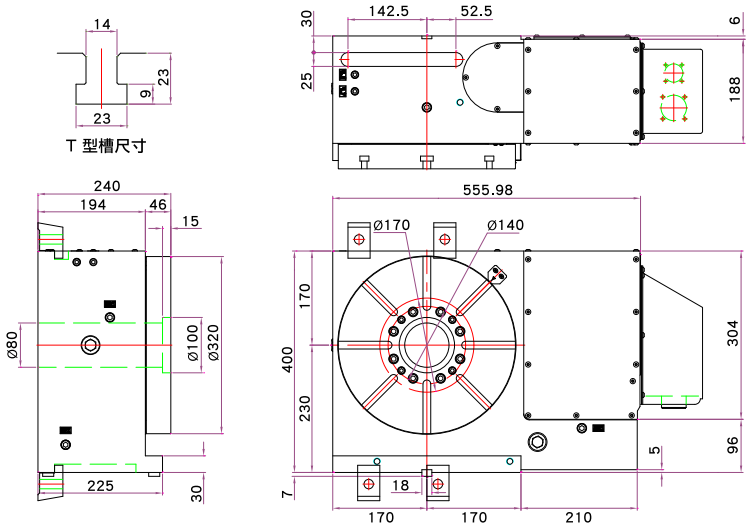

NXT-400RV

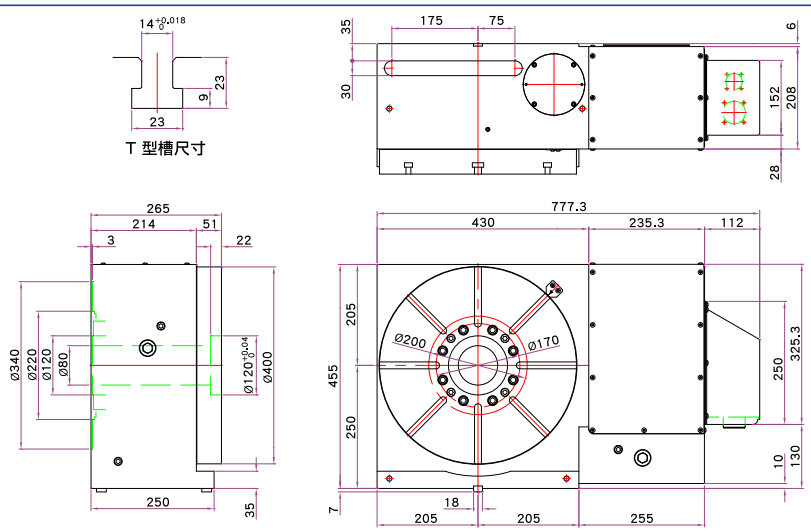

NXT-500RV

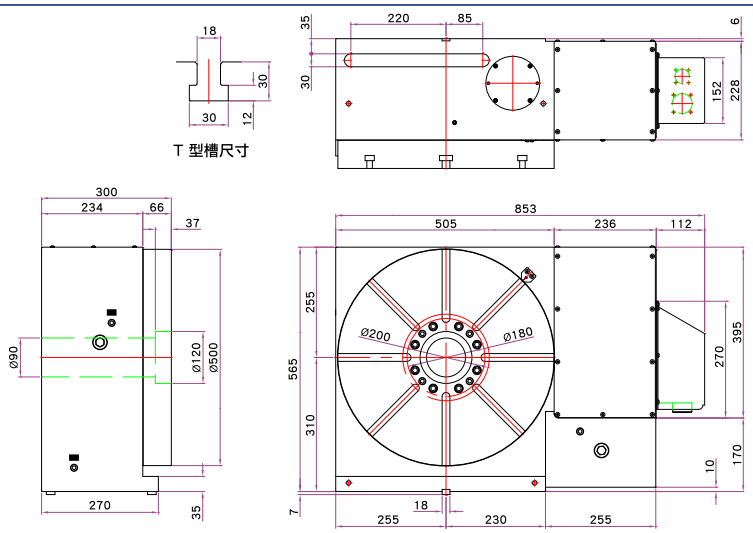

NXT-250R

NXT - 250 H - 1

- 最小分割角度 Min. index degree
  1° or **5°**
- **R** 馬達右側水平放置
  RV 馬達右側垂直放置
  H 臥式機 Horizontal
- 盤面尺寸 Table diameter
- CNC 油壓齒式分割盤
  CNC hydraulic gear indexer

型式 Model			NXT-250H		NXT-380H		NXT-500H	
盤面尺寸 Table diameter (L x W)		mm	Ø 250		Ø 380		500 x 500	
盤面主軸中心孔 Diameter of pallet center hole		mm	Ø 55 H7		Ø 60 H7		Ø 50 H7	
機台總高 Overall height of table		mm	200		240		280	
盤面 T 型槽寬度 Width of pallet T-slot		mm	12		14 H7		18 H7	
基準導槽寬 Width of Guide block		mm	18		x		18 H7	
鎖緊裝置 (油壓) Clamping device (Hydraulic)		kg/cm²	35		35		35	
最小分割角度 Min. indexing degree		degree	5°	1°	5°	1°	5°	1°
等分割數 Table division			72	360	72	360	72	360
分割精度 (累積值) Indexing accuracy(accumulative)		arc sec	4"		4"		4"	
重現精度 Repeatability		arc sec	±1"		±1"		±1"	
最高轉速 Max. rotation speed	轉盤 Table	rpm	16.6		16.6		16.6	
	馬達 Motor	rpm	2000		2000		2000	
伺服馬達 (選配) Servo motor (optional)	發那科 FANUC		α8i		α8i		α12i	
	三菱 MITSUBISHI		HF-104/154		HF-154		HF-204	
	西門子 SIEMENS		1FK7063		1FK7063		1FK6083	
總齒數比 Gear ratio			1/120		1/120		1/120	
旋轉扭力 Rotation torque			48		48		200	
鎖緊扭力 Clamping torque	F 	kg	1500		2000		2500	
	FxR 	kg-m	300		400		500	
容許積載荷重 Load Capacity	0° 	kg	300		350		1200	
淨重 Net weight		kg	198		210		300	

NXT-250H

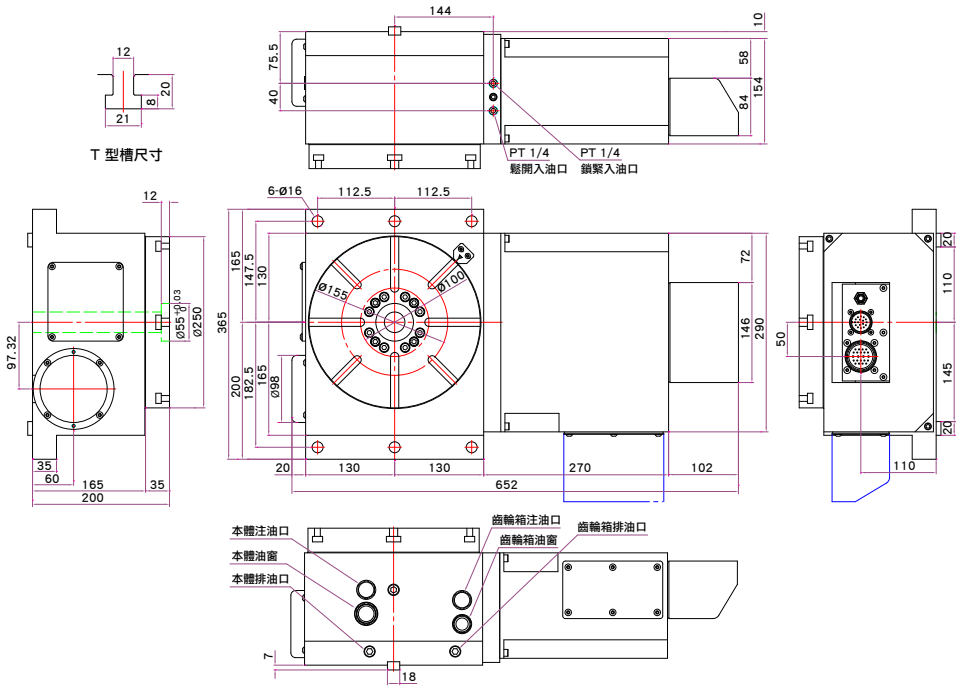

NXT-380H

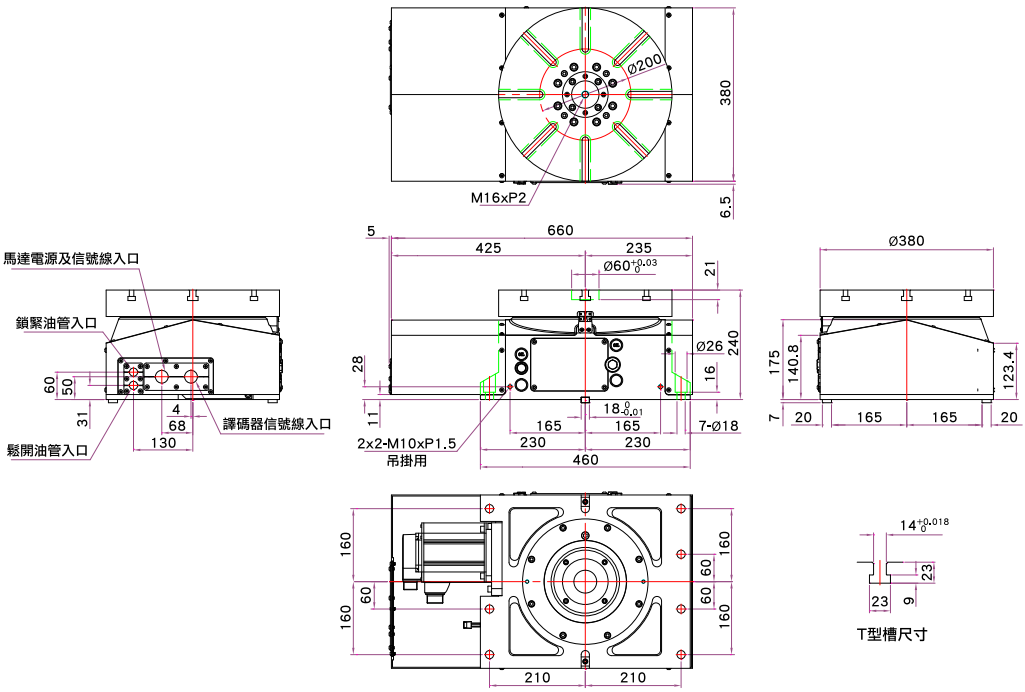

NXT-500H

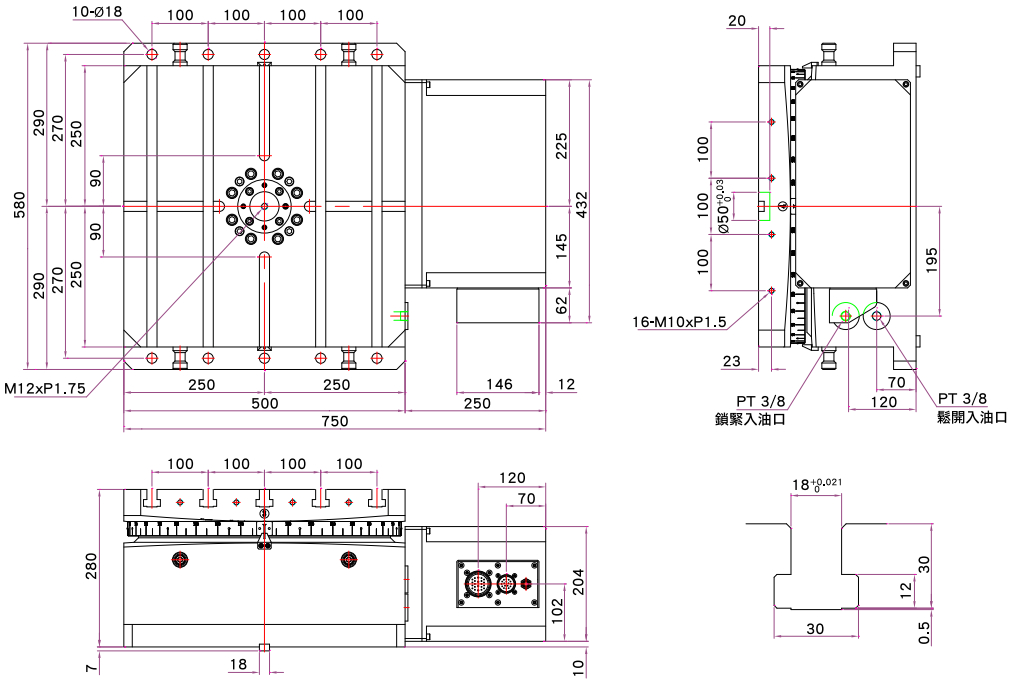



NXT-500H



NXT-800H

型式 Model			NXT-630H		NXT-800H		NXT-1000H	
盤面尺寸 Table diameter (L x W)		mm	630 x 630		800 x 800		1000 x 1000	
盤面主軸中心孔 Diameter of Pallet center hole		mm	Ø 50 H7		Ø 60 H7		Ø 60 H7	
機台總高 Overall height of table		mm	320		380		410	
盤面 T 型槽寬度 Width of pallet T-slot		mm	20 H7		22 H7		22 H7	
基準導槽寬 Width of Guide block		mm	20 H7		20 H7		20 H7	
鎖緊裝置 (油壓) Clamping device (Hydraulic)		kg/cm^2	35		35		35	
最小分割角度 Min. indexing degree		degree	5°	1°	5°	1°	5°	1°
等分割數 Table division			72	360	72	360	72	360
分割精度 (累積值) Indexing accuracy(accumulative)		arc sec	4"		4"		4"	
重現精度 Repeatability		arc sec	±1"		±1"		±1"	
最高轉速 Max. rotation speed	轉盤 Table	rpm	11.1		11.1		8.33	
	馬達 Motor	rpm	2000		2000		2000	
伺服馬達 (選配) Servo motor (optional)	發那科 FANUC		α12i		α22i		α22i	
	三菱 MITSUBISHI		HF-204S		HF-354S		HF-354S	
	西門子 SIEMENS		1FK6083		1FK6101		1FK6101	
總齒數比 Gear ratio			1/180		1/180		1/240	
旋轉扭力 Rotation torque			280		430		450	
鎖緊扭力 Clamping torque	F 	kg	4000		6000		8000	
	FxR 	kg-m	600		800		12000	
容許積載荷重 Load Capacity	0° 	kg	2500		4000		8000	
淨重 Net weight		kg	550		1000		1970	

NXT-630H

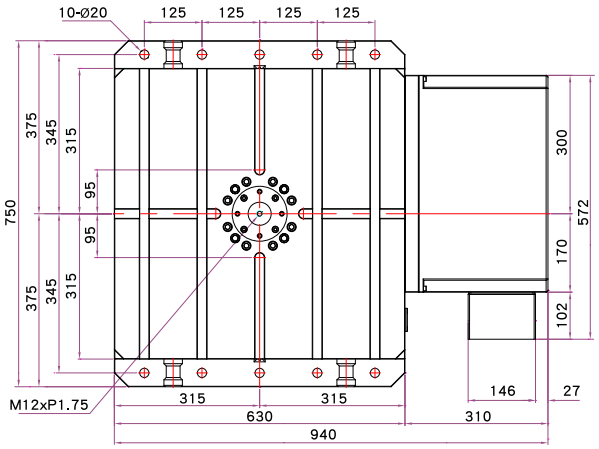

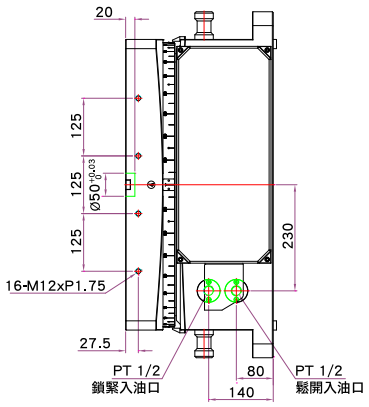

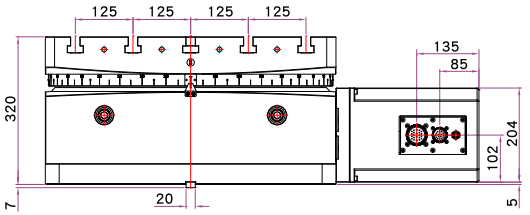

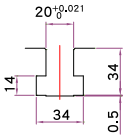

T型槽尺寸
S=3/1

NXT-800H

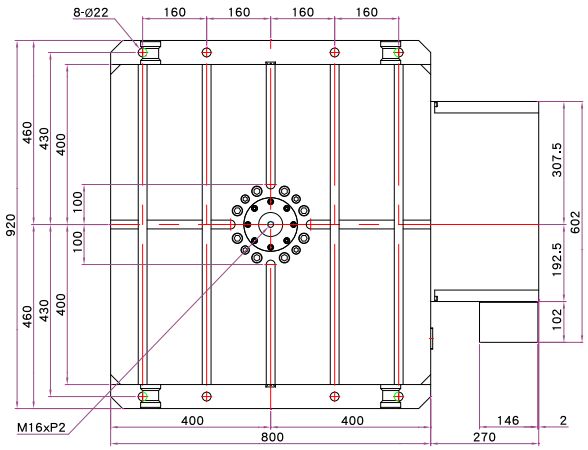

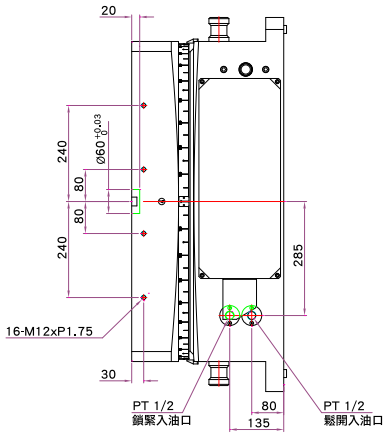

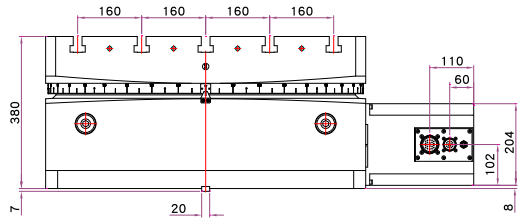

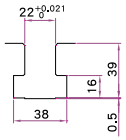

NXT-1000H

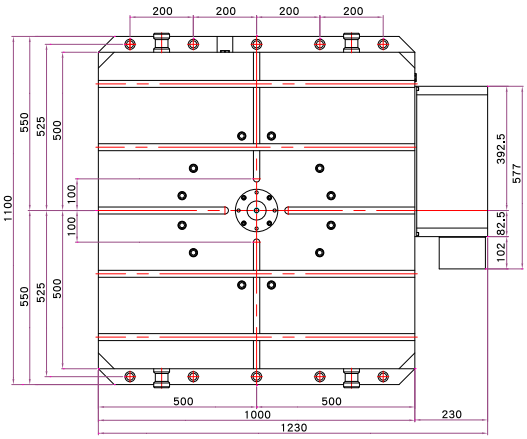

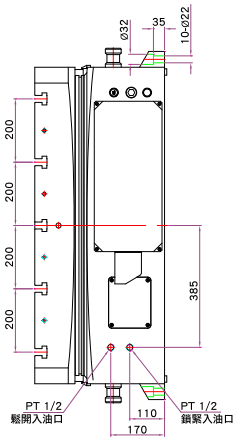

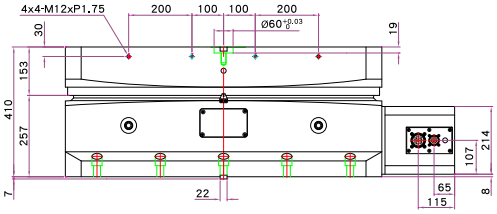

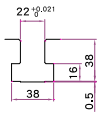

電腦數控雙軸分度盤 CNC Tilting Rotary Table

- 產品特性：配合工作母機，可作五軸同動加工；亦可配合雙軸控制器，作雙軸控制。
- Characteristics: The 5th axis can be operated synchronously with machine tools and double axis controller.

NRT T - B 250 X

- X 傾斜軸中心與 X 軸平行
- Y 傾斜軸中心與 Y 軸平行
- 盤面尺寸 Table diameter
- 中心大孔徑 Big through hole
- 傾斜軸 Tilting axis
- 電腦數控分度盤 CNC

型式 Model				NRTT-180X(Y)	
傾斜角度 Tilting range			degree	-110°~+110°	
盤面直徑 Table diameter			mm	Ø 180	
轉盤高度 (0°位置) Table height at 0°position			mm	250	
中心高度 (90°位置) Center height at 90°position			mm	180	
中心孔 Center bore	基準中心孔 Nose diameter		mm	Ø65H7	
	中心穿透孔 Thru diameter		mm	Ø 40	
轉盤 T 型槽寬度 Width of table T-slot			mm	12 H7	
基準導槽寬 Width of guide block			mm	18	
伺服馬達 (FANUC) Servo motor (by FANUC) 最高轉速 2000rpm Max. speed 2000 rpm				旋轉軸 Rotating	傾斜軸 Tilting
				α2i	α2i
轉盤最高轉速 Max. table rotation speed			rpm	22.2	16.6
總齒數比 Gear ratio				1/90	1/120
最小設定單位 Min. increment			degree	0.001°	0.001°
分割精度 Indexing accuracy			arc sec	±10"	±30"
重現精度 Repeatability			arc sec	4"	4"
鎖緊裝置 (油壓) Clamping device (Hydraulic)			kg/cm²	35	35
鎖緊扭力 Clamping torque			kg-m	100	100
容許切削扭力 Permissible Cutting Force	F		kg	800	
	F x R		kg-m	50	
	F x L		kg-m	50	
傾斜擺動扭力 Permissible work moment	W x L		kg-m	4	
容許積載荷重 Load Capacity	0°		kg	60	
	0°~90°		kg	40	
淨重 Net weight			kg	142	

NRTT-B180X

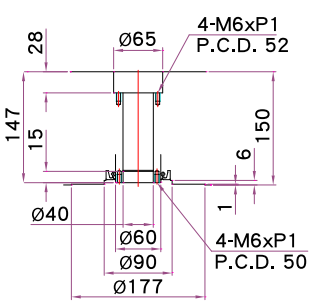

主軸中心孔尺寸

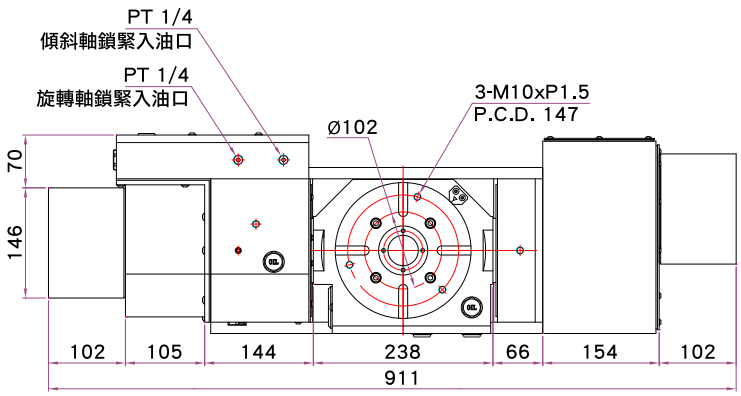

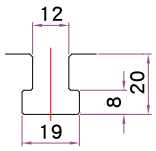

T型槽尺寸

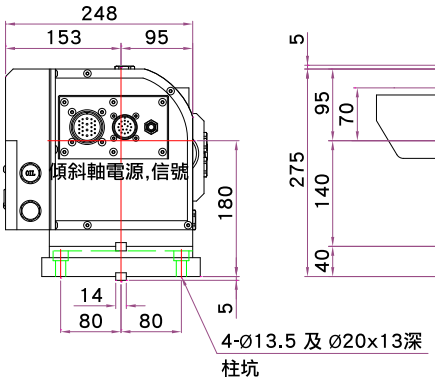

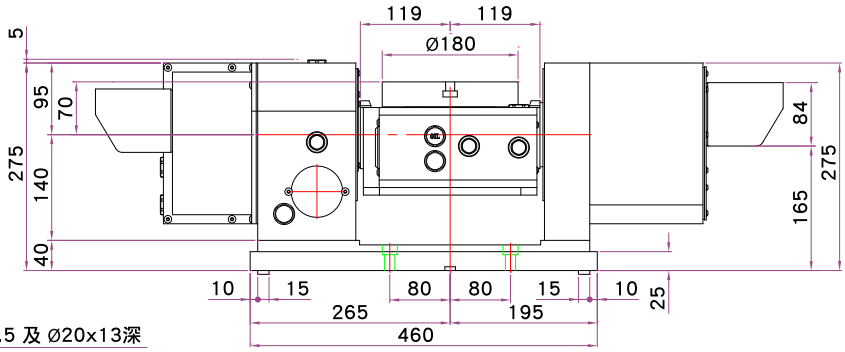

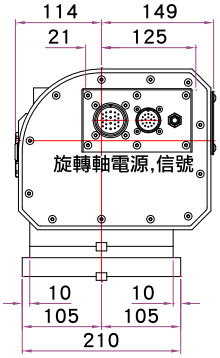

NRTT-B180Y

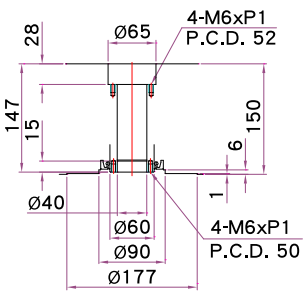

主軸中心孔尺寸

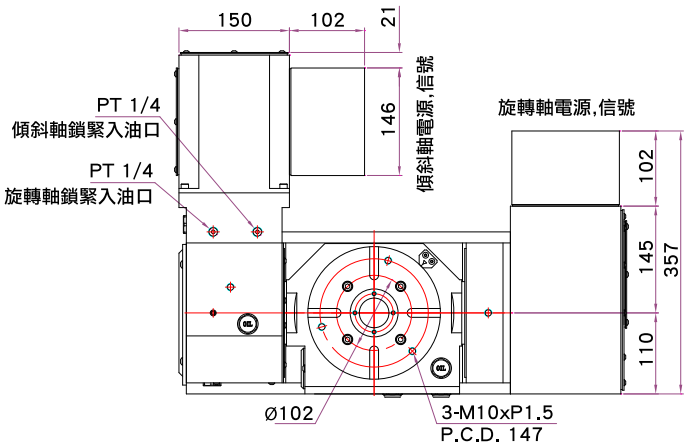

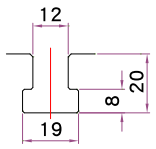

T型槽尺寸

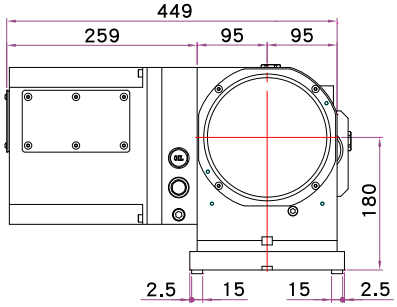

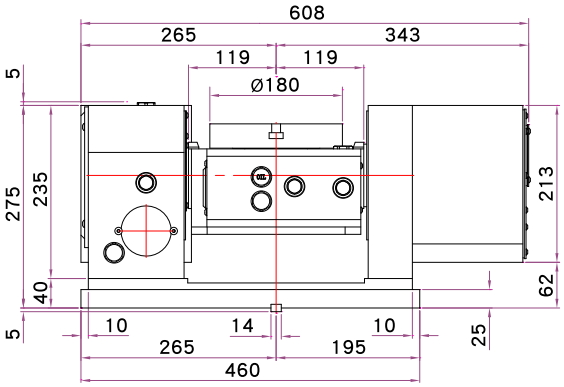

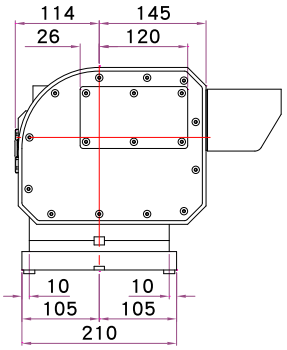

電腦數控雙軸分度盤 CNC Tilting Rotary Table



傾斜軸中心與 X 軸平行

The center of tilting axis paralleled the X-axle.

傾斜軸中心與 Y 軸平行

The center of tilting axis paralleled the Y-axle.



型式 Model				NRTT-B250X(Y)	
傾斜角度 Tilting range			degree	-110°~+110°	
盤面直徑 Table diameter			mm	Ø 250	
轉盤高度 (0°位置) Table height at 0°position			mm	310	
中心高度 (90°位置) Center height at 90°position			mm	225	
中心孔 Center bore	基準中心孔 Nose diameter		mm	Ø100H7	
	中心穿透孔 Thru diameter		mm	Ø 70	
轉盤 T 型槽寬度 Width of table T-slot			mm	12 H7	
基準導槽寬 Width of guide block			mm	18	
伺服馬達 (FANUC) Servo motor (by FANUC) 最高轉速 2000rpm Max. speed 2000 rpm				旋轉軸 Rotating	傾斜軸 Tilting
				α4i	α4i
轉盤最高轉速 Max. table rotation speed			rpm	16.6	11.1
總齒數比 Gear ratio				1/120	1/180
最小設定單位 Min. increment			degree	0.001°	0.001°
分割精度 Indexing accuracy			arc sec	15"	45"
重現精度 Repeatability			arc sec	4"	4"
鎖緊裝置 (油壓) Clamping device (Hydraulic)			kg/cm²	35	35
鎖緊扭力 Clamping torque			kg-m	100	100
容許切削扭力 Permissible Cutting Force	F		kg	1400	
	F x R		kg-m	100	
	F x L		kg-m	100	
傾斜擺動扭力 Permissible work moment	W x L		kg-m	11	
容許積載荷重 Load Capacity	0°		kg	140	
	0°~90°		kg	70	
淨重 Net weight			kg	238	

NRTT-B250X

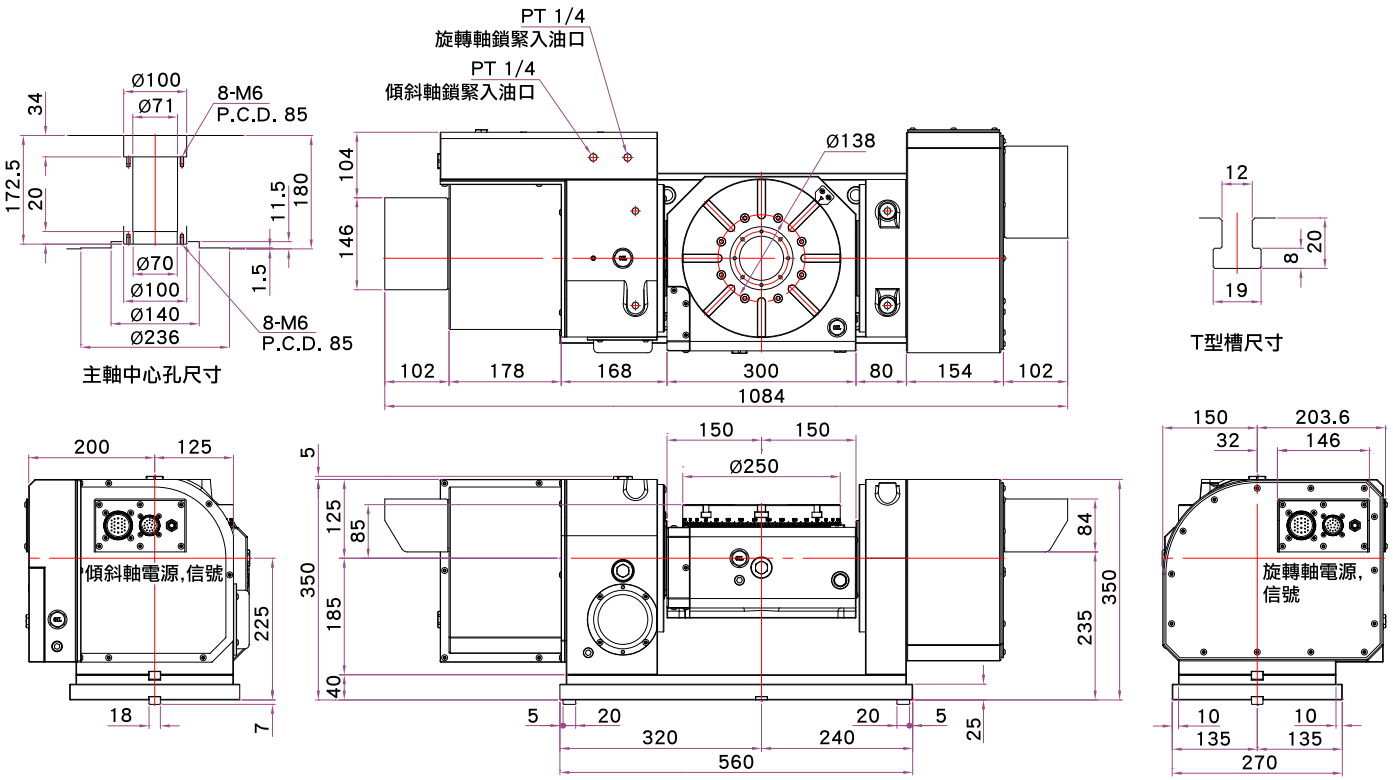

NRTT-B250Y

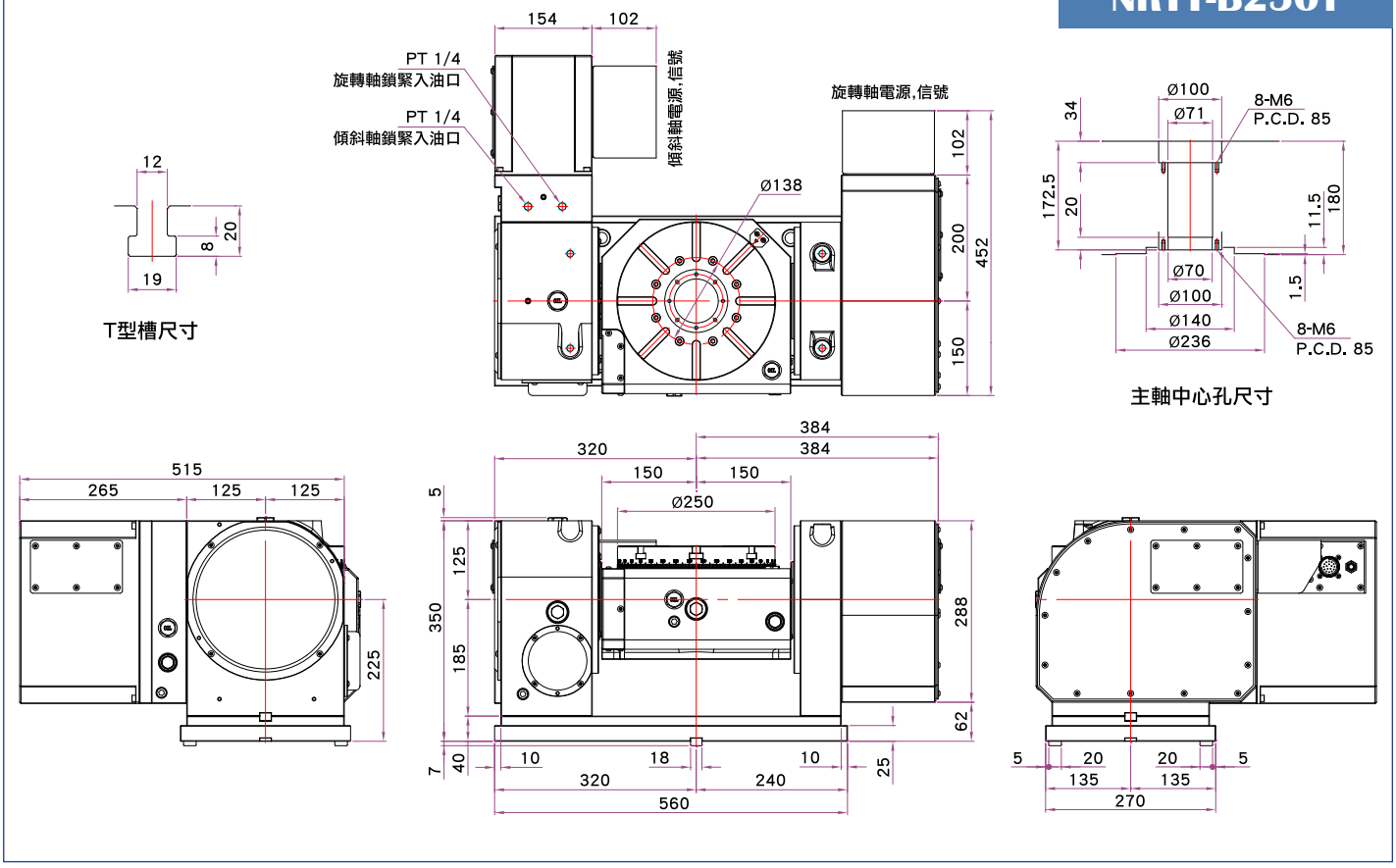

電腦數控雙軸分度盤 CNC Tilting Rotary Table



NRTT-B250Y



NRTT-4025 (特製品)

型式 Model				NRTT-B350X(Y)	
傾斜角度 Tilting range			degree	-110°~+110°	
盤面直徑 Table diameter			mm	Ø 350	
轉盤高度 (0°位置) Table height at 0°position			mm	350	
中心高度 (90°位置) Center height at 90°position			mm	255	
中心孔 Center bore	基準中心孔 Nose diameter		mm	Ø135H7	
	中心穿透孔 Thru diameter		mm	Ø 110	
轉盤 T 型槽寬度 Width of table T-slot			mm	14 H7	
基準導槽寬 Width of guide block			mm	18	
伺服馬達 (FANUC) Servo motor (by FANUC) 最高轉速 2000rpm Max. speed 2000 rpm				旋轉軸 Rotating	傾斜軸 Tilting
				α8i	α8i
轉盤最高轉速 Max. table rotation speed			rpm	13.8	8.33
總齒數比 Gear ratio				1/144	1/240
最小設定單位 Min. increment			degree	0.001°	0.001°
分割精度 Indexing accuracy			arc sec	15"	45"
重現精度 Repeatability			arc sec	4"	4"
鎖緊裝置 (油壓) Clamping device (Hydraulic)			kg/cm²	35	35
鎖緊扭力 Clamping torque			kg-m	180	180
容許切削扭力 Permissible Cutting Force	F		kg	2000	
	F x R		kg-m	180	
	F x L		kg-m	180	
傾斜擺動扭力 Permissible work moment	W x L		kg-m	21	
容許積載荷重 Load Capacity	0°		kg	200	
	0°~90°		kg	100	
淨重 Net weight			kg	450	

NRTT-B350X

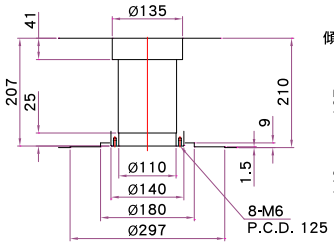

主軸中心孔尺寸

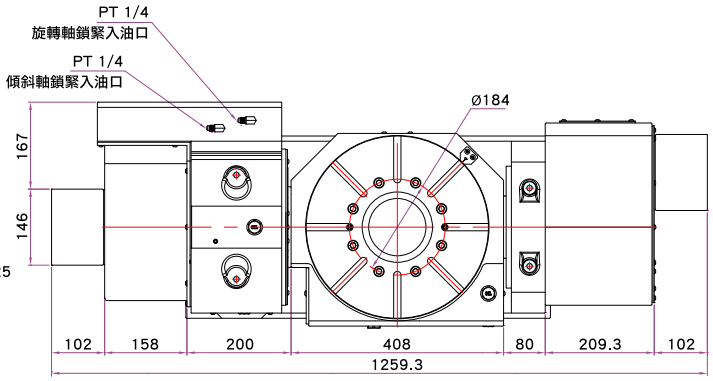

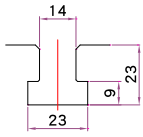

T型槽尺寸

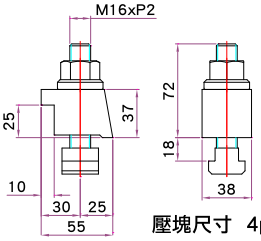

壓塊尺寸 4pcs

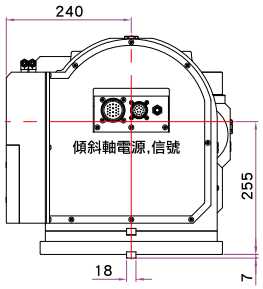

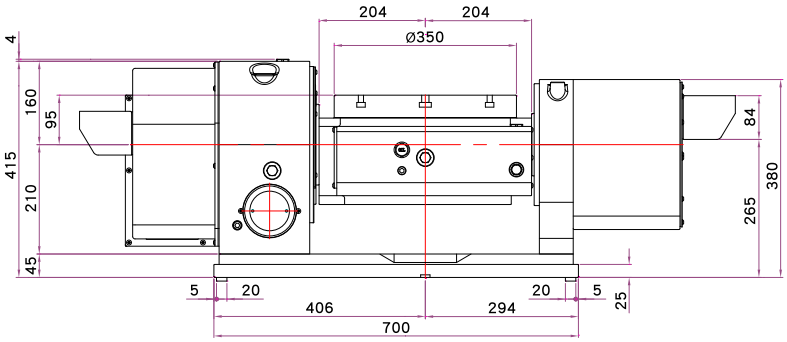

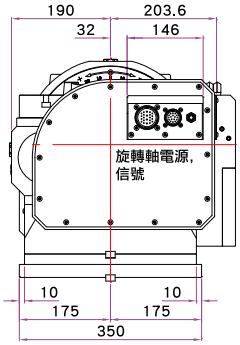

NRTT- B350Y

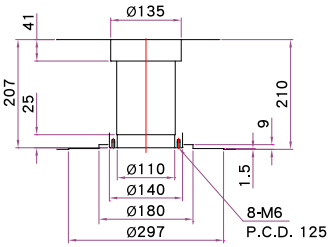

主軸中心孔尺寸

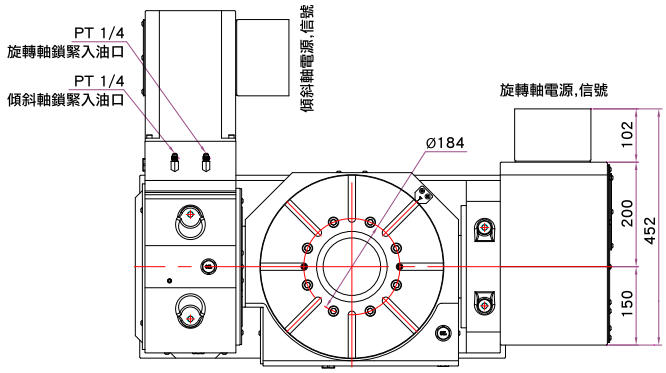

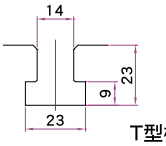

T型槽尺寸

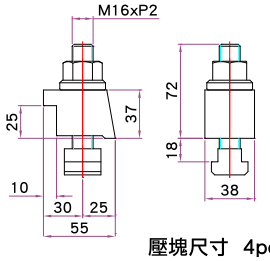

壓塊尺寸 4pcs

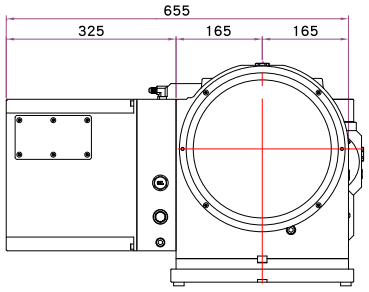

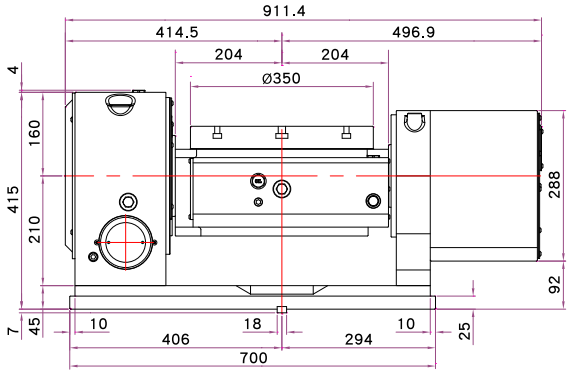

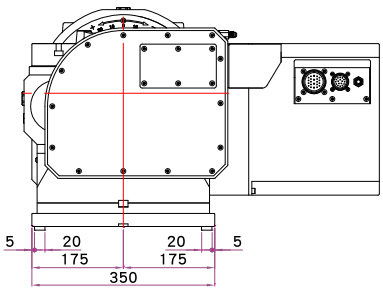

電腦數控雙軸分度盤 CNC Tilting Rotary Table



NRTT-B450



NRTT-T6350R

型式 Model			NRTT-B450		NRTT-T6350R	
傾斜角度 Tilting range		degree	-110°~+110°		+30°~ -120°	
盤面直徑 Table diameter		mm	Ø 450		Ø 800	
轉盤高度 (0°位置) Table height at 0°position		mm	400		400	
中心高度 (90°位置) Center height at 90°position		mm	400		400	
中心孔 Center bore	基準中心孔 Nose diameter	mm	Ø210H7		Ø60H7	
	中心穿透孔 Thru diameter	mm	Ø 171			
轉盤 T 型槽寬度 Width of table T-slot		mm	14 H7		18 H7	
基準導槽寬 Width of guide block		mm	18		22	
伺服馬達 Servo motor 最高轉速 2000rpm Max. speed 2000 rpm			旋轉軸 Rotating	傾斜軸 Tilting	旋轉軸 Rotating	傾斜軸 Tilting
			FANUC α12i	FANUC α12i	HEIDEN-HAIN QSY155B	HEIDEN-HAIN QSY155D
轉盤最高轉速 Max. table rotation speed		rpm	11.1	5.5	11.1	11.1
總齒數比 Gear ratio			1/180	1/360	1/180	1/180
最小設定單位 Min. increment		degree	0.001°	0.001°	0.001°	0.001°
分割精度 Indexing accuracy		arc sec	15”	60”	15”	45”
重現精度 Repeatability		arc sec	4"	4"	4”	8”
鎖緊裝置 (油壓) Clamping device (Hydraulic)		kg/cm²	35	35	35	35
鎖緊扭力 Clamping torque		kg-m	200	300	350	500
容許切削扭力 Permissible Cutting Force	F	kg	2500		2500	
	F x R	kg-m	200		300	
	F x L	kg-m	300		450	
傾斜擺動扭力 Permissible work moment	W x L	kg-m	30		100	
容許積載荷重 Load Capacity	0°	kg	250		500	
	0°~90°	kg	150		350	
淨重 Net weight		kg	1074		1890	

NRTT-B450

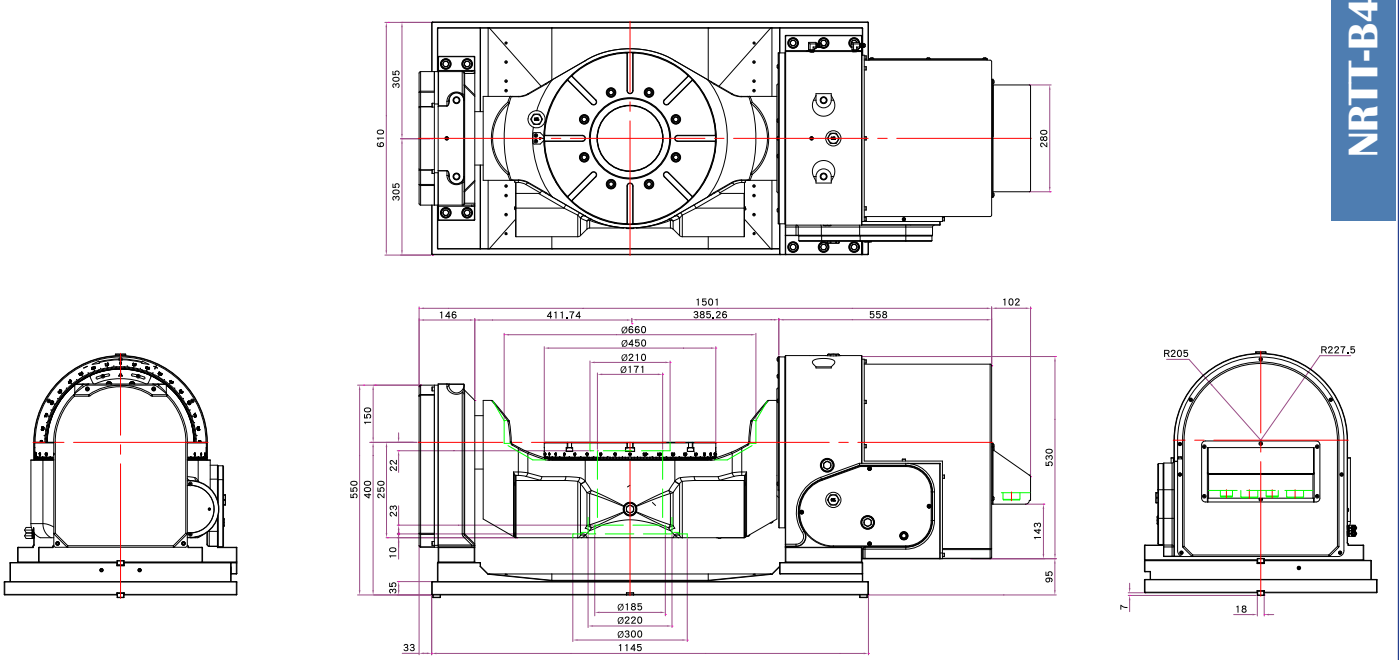

NRTT-T6350R

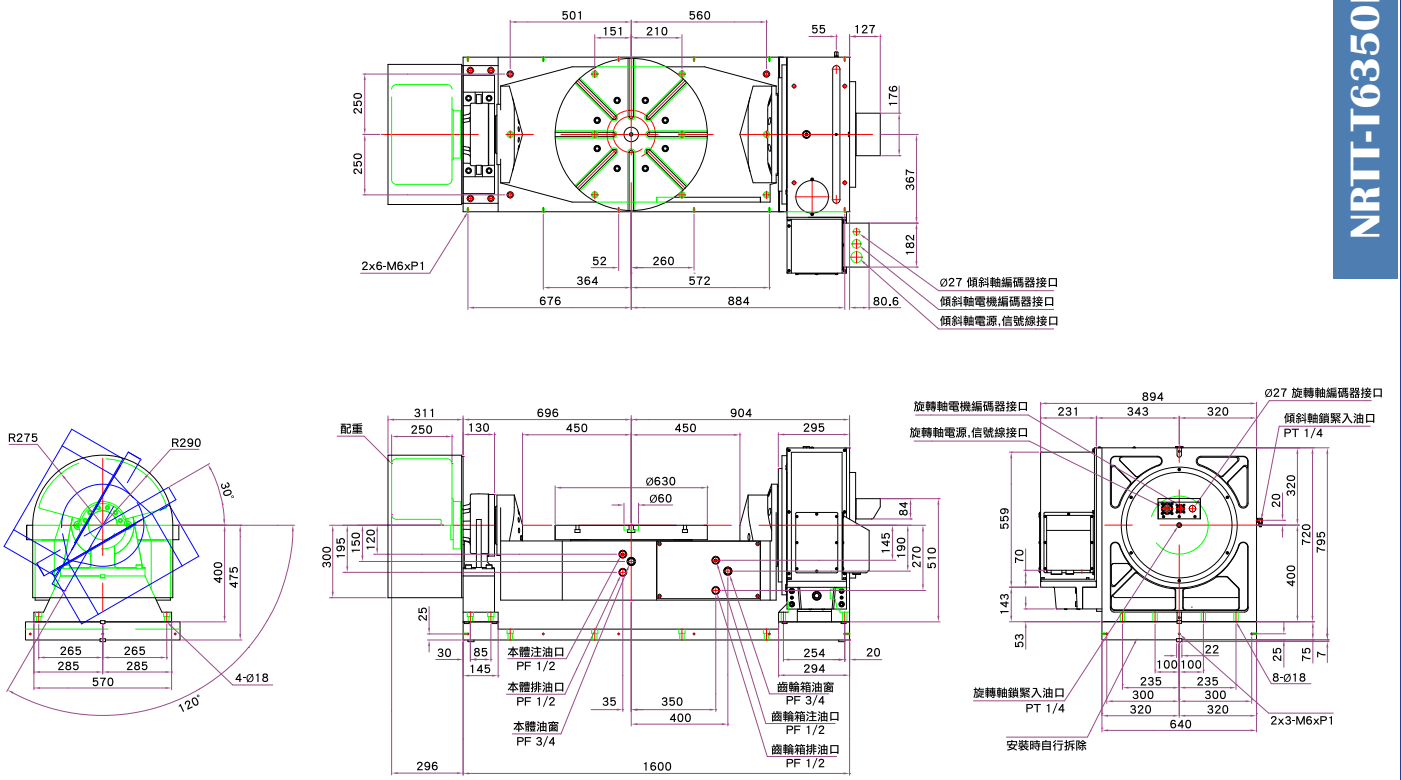

臥式專用交換台 Auto Pallet Changer

- 產品特性 : 高精度、高剛性，配合加工中心機，可作四軸同動加工 ; 配合光學尺可達更高之定位精度。
- Characteristics: High accuracy and high rigidity. The 4th axis can be operated synchronously with machining center. Equipped with encoder to improve better position accuracy.



PRT-M4075
動柱臥式專用交換台
Auto Pallet Changer (Sliding column)
動柱臥式加工中心機專用
For Sliding Horizontal CNC Machining Center



PRT-F5085
定柱臥式專用交換台
Auto Pallet Changer (Fixed column)
定柱臥式加工中心機專用
For Fixed Horizontal CNC Machining Center

型式 Model			PRT-M4075	PRT-F5085
工作台尺寸 Table(L x W)		mm	400 X 400	500 X 500
總高度 Overall height of machine		mm	420	420
基準中心孔 Nose diameter		mm	Ø 50	Ø 50
T 型槽寬度 Width of T-slot		mm	14 H7	18 H7
基準導槽寬 Width of Guide block		mm	18	18
最小分割角度 Min. indexing degree		degree	0.001°	0.001°
分割精度 Indexing accuracy		arc sec	15”	15”
重現精度 Repeatability		arc sec	±2”	±2”
剎車扭力 Brake torque		kg-m	180	180
鎖緊裝置 (油壓) Clamping device (Hydraulic)		kg/cm^2	40	40
容許積載荷重 Load Capacity		kg	400	400
容許切削扭力 Permissible Cutting Force		kg-m	170	170
最高轉速 Max. rotation speed	轉盤 Table	rpm	11.1	11.1
	馬達 Motor	rpm	2000	2000
伺服馬達 (選配) Servo motor (optional)	發那科 FANUC		α12	α12
	三菱 MITSUBISHI		HF-204S	HF-204S
總齒數比 Gear ratio			1/180	1/180
淨重 (不含工作台) Net weight (without pallets)		kg	635	600
淨重 Net weight		kg	820	960

※ 本類產品因規格多樣，無法悉數列出，可依客戶需求客製化設計。

PRT-M4075

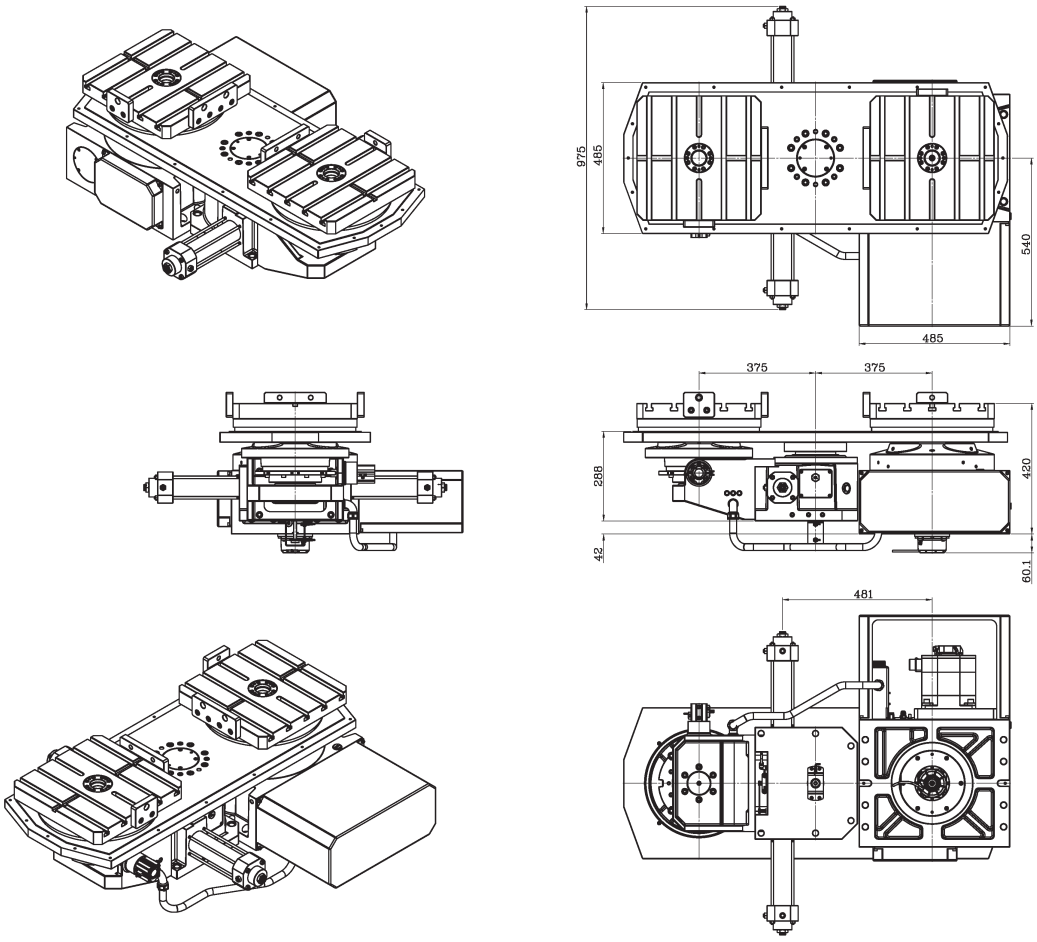

PRT-F5085

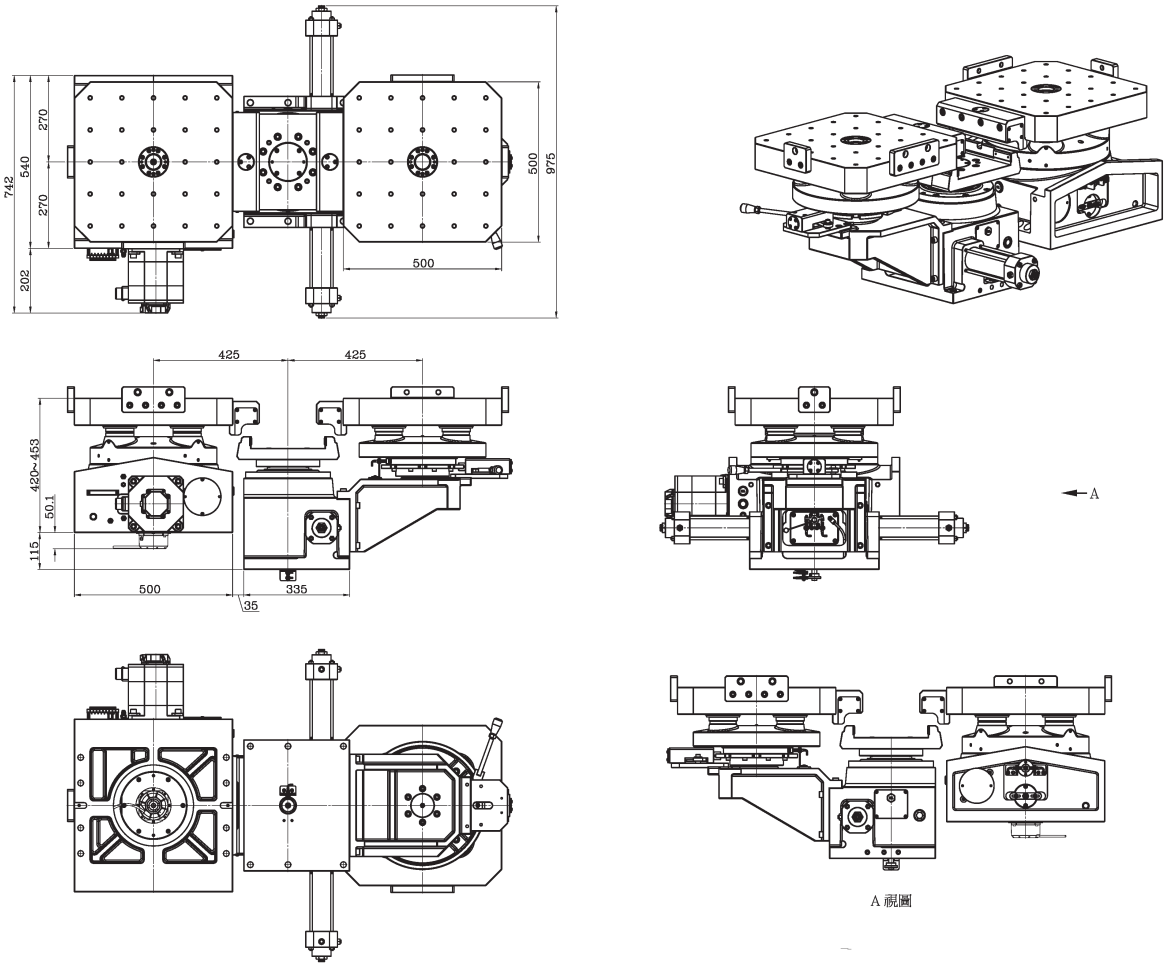

油壓齒式分割盤 Hydraulic Coupling Gear Indexer



EXT-470H

EXT - 470 H

- H 臥式機 Horizontal
- V 立式機 Vertical
- P 旋轉工作台 Swing Pallet

盤面尺寸 Table diameter

油壓驅動，三片離合齒定位

型式 Model			EXT-200H	EXT-340H	EXT-470H
盤面直徑 Table diameter		mm	Ø 200	Ø 340	Ø 470
基準中心孔 Center bore		mm	Ø 36 H6	Ø 65 H6	Ø 90 H6
基準中心孔深度 Depth of center bore		mm	30	11	11
主軸中心穿透孔 Diameter of center through hole		mm	Ø 27	Ø 30.5	Ø 41
水平放置總高 Overall height (Horizontally)		mm	175	210	240
油壓使用壓力 Hydraulic pressure		kg/cm^2	30	30	35
分割精度 (累積值) Indexing accuracy (accumulative)		arc sec	4"	4"	4"
重現精度 Repeatability		arc sec	±1"	±1"	±1"
分割台等分割數 (標準) Indexing number (standard)			4 / 6 / 8 / 12 / 24 (擇一 One of them)		
分割台等分割數 (特殊) Indexing number (special)			2 / 3 / 5 / 9 ... 接受特殊等分訂購 By special order		
旋轉方向 Rotating direction			正反轉皆可 CW & CCW		
旋轉 90° 的時間方向 Indexing time of 90°		sec	2	2.5	3.5
容許瞬間慣性 GD^2 Permissible instant inertia GD^2		$kg\text{-}m^2$	7	85	180
旋轉扭力 Rotation torque		kg-m	25	57	86
鎖緊扭力 Clamping torque	F 	kg N	1260 12340	1560 15200	3970 38500
	FxR 	kg-m N-m	108 1060	332 3250	1428 13390
	FxH 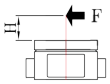	kg-m N-m	55 541	145 1423	550 5390
容許積載荷重 Load Capacity	0° 	kg	120	500	700
淨重 Net weight		kg	46	120	266

* 旋轉 90° 的時間 (鬆開、旋轉、鎖緊) 係指在使用壓力 30kg/cm2、2HP、30L/min... 等條件下的測試值

Indexing time 90° (Unclamp, rotate, clamp) is measured under the condition of 30 kg/cm2, 2HP, 30L/min, etc.

EXT-200H

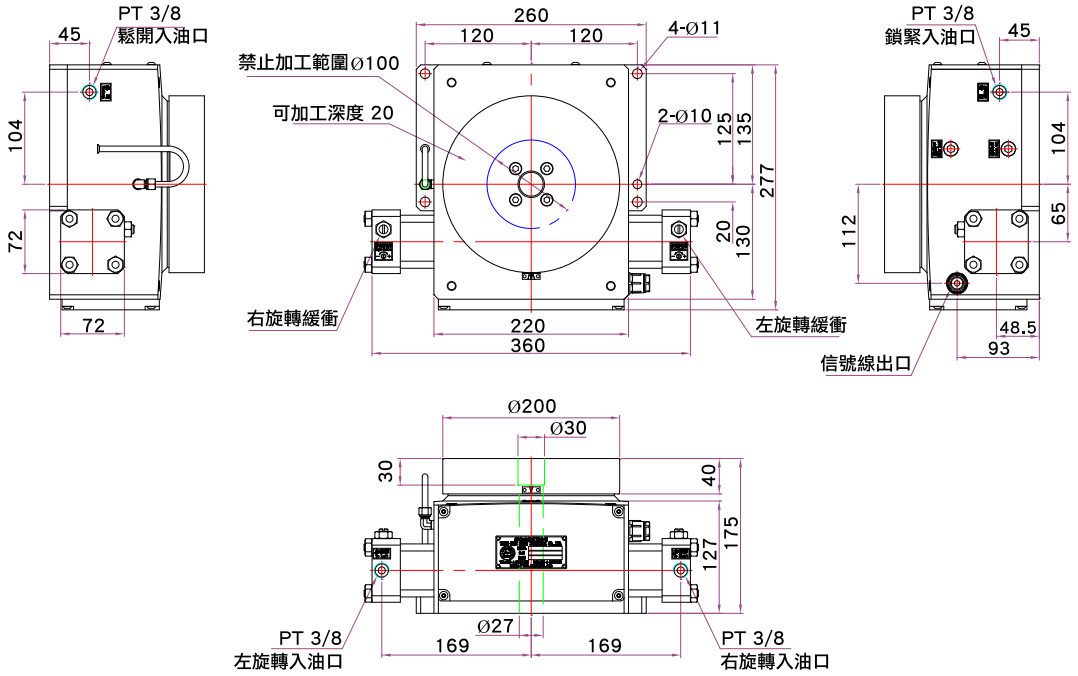

EXT-340H

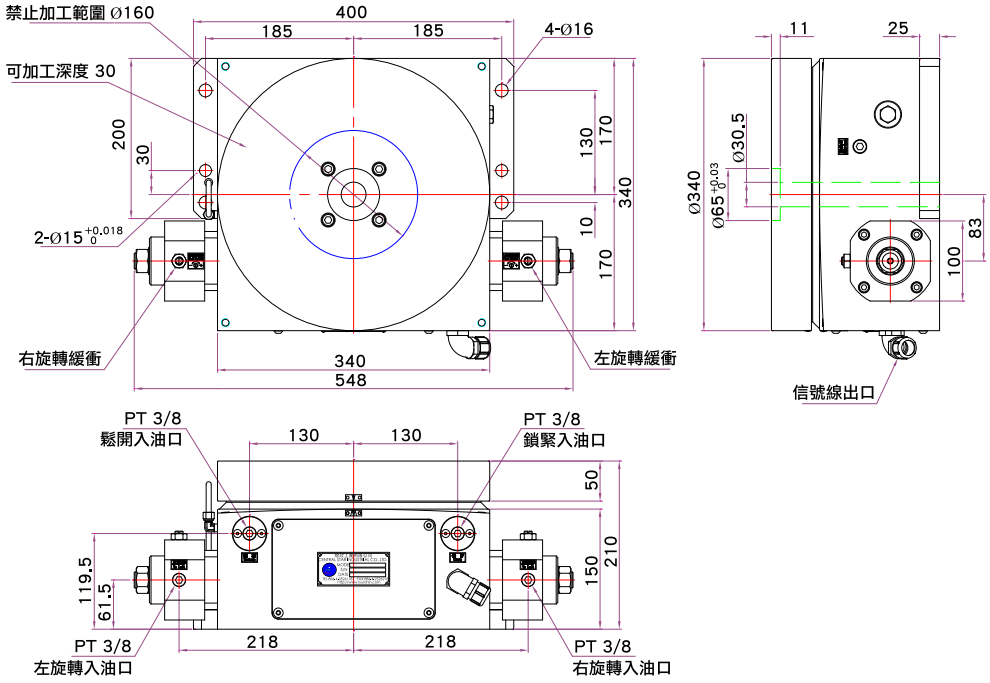

EXT-470H

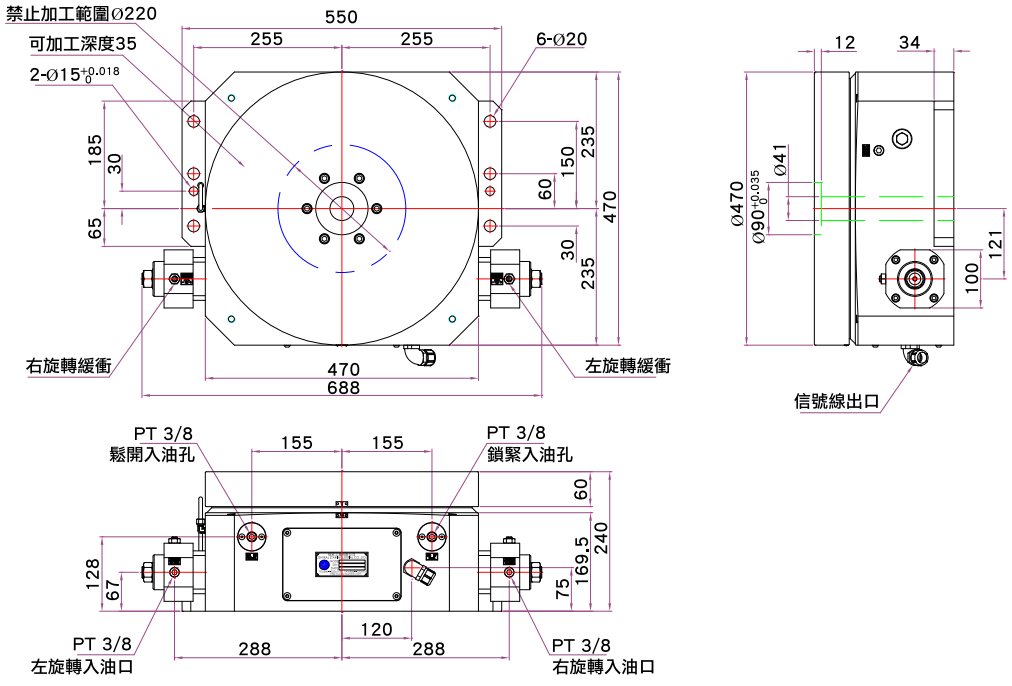

EXT-600H



EXT-800H

型式 Model			EXT-600H	EXT-800H	EXT-1000H
盤面直徑 Table diameter		mm	Ø 600	Ø 800	Ø 1000
基準中心孔 Center bore		mm	Ø 110 H6	Ø 120 H6	Ø 120 H7
基準中心孔深度 Depth of center bore		mm	11	40	60
主軸中心穿透孔 Diameter of center through hole		mm	Ø 53	Ø 80	Ø 80
水平放置總高 Overall height (Horizontally)		mm	260	305	325
油壓使用壓力 Hydraulic pressure		kg/cm^2	35	35	35
分割精度 (累積值) Indexing accuracy (accumulative)		arc sec	4"	4"	4"
重現精度 Repeatability		arc sec	±1"	±1"	±1"
分割台等分割數 (標準) Indexing number (standard)			4 / 6 / 8 / 12 / 24 (擇一 One of them)		
分割台等分割數 (特殊) Indexing number (special)			2 / 3 / 5 / 9 ... 接受特殊等分訂購 By special order		
旋轉方向 Rotating direction			正反轉皆可 CW & CCW		
旋轉 90° 的時間方向 Indexing time of 90°		sec	6.0	10	10
容許瞬間慣性 GD^2 Permissible instant inertia GD^2		$kg\text{-}m^2$	500	1000	1200
旋轉扭力 Rotation torque		kg-m	144	280	280
鎖緊扭力 Clamping torque	F 	kg N	6448 63000	9600 94000	9600
	FxR 	kg-m N-m	1980 19400	4000 39200	4000
	FxH 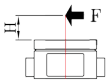	kg-m N-m	840 8232	1950 19110	1900
容許積載荷重 Load Capacity	0° 	kg	1250	2400	2400
淨重 Net weight		kg	446	816	1500

* 旋轉 90° 的時間 (鬆開、旋轉、鎖緊) 係指在使用壓力 30kg/cm^2、2HP、30L/min... 等條件下的測試值
Indexing time 90° (Unclamp, rotate, clamp) is measured under the condition of 30 kg/cm2, 2HP, 30L/min, etc.

EXT-600H

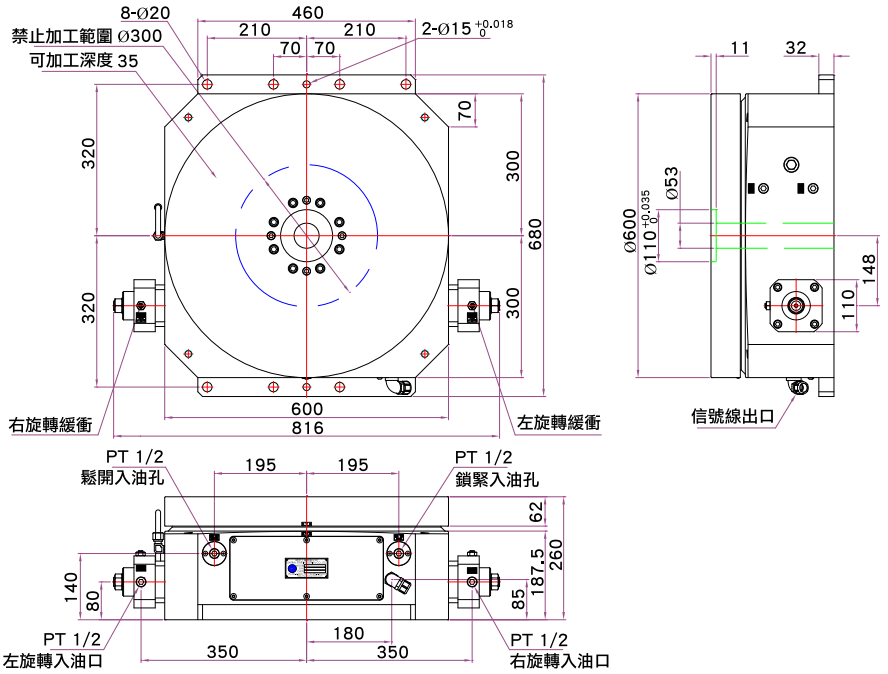

EXT-800H

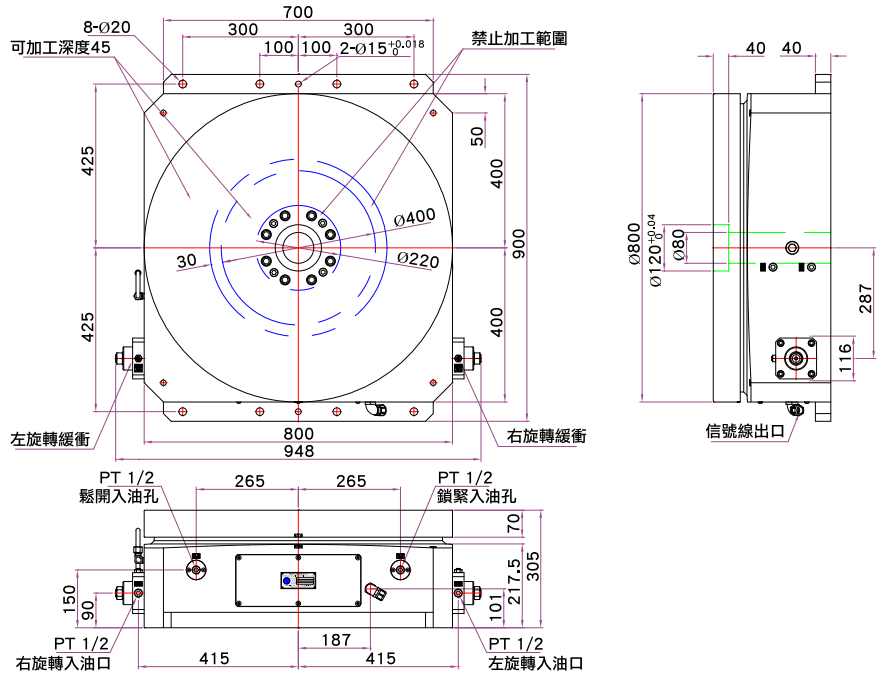

EXT-1000H

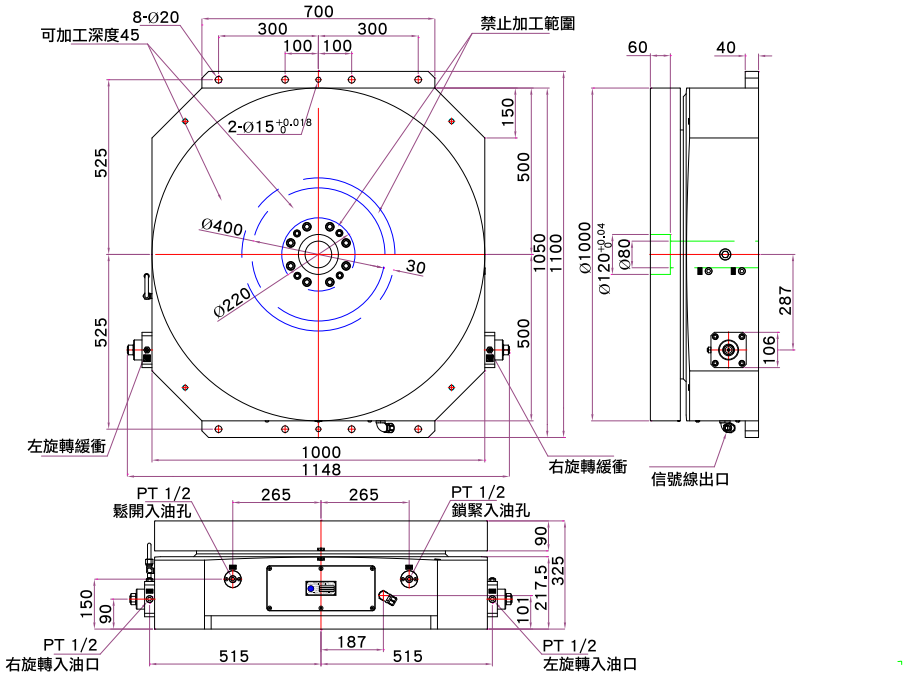

油壓齒式分割盤 Hydraulic Coupling Gear Indexer



EXT-320V

EXT - 250 V

- H 臥式機 Horizontal
- V 立式機 Vertical
- P 旋轉工作台 Swing Pallet

盤面尺寸 Table diameter

油壓驅動，三片離合齒定位

型式 Model			EXT-200V	EXT-250V	EXT-320V
盤面直徑 Table diameter		mm	Ø 200	Ø 250	Ø 320
基準中心孔 Center bore		mm	Ø 30 H6	Ø 55 H6	Ø 65 H7
基準中心孔深度 Center bore depth		mm	35	12	20
主軸中心穿透孔 Center through hole diameter		mm	Ø 27	Ø 30	Ø 31
分割台中心高度 Center height of table		mm	155	210	230
分割台總高度 Overall height of table		mm	298	375	395
T 型槽寬度 Width of T-slot		mm	12H7	12H7	14H7
基準導槽寬度 Width Guide block		mm	18H7	18H7	18H7
油壓使用壓力 Hydraulic pressure		kg/cm^2	35	35	35
分割精度 (累積值) Indexing accuracy (accumulative)		arc sec	4"	4"	4"
重現精度 Repeatability		arc sec	±2"	±2"	±2"
分割台等分割數 (標準) Indexing number (standard)			4 / 6 / 8 / 12 / 24 (擇一 One of them)		
分割台等分割數 (特殊) Indexing number (special)			2 / 3 / 5 / 9 ... 接受特殊等分訂購 By special order		
旋轉方向 Rotating direction			正反轉皆可 CW & CCW		
旋轉 90° 的時間方向 Indexing time of 90°		sec	2.0	2.5	3.0
容許瞬間慣性 GD^2 Permissible instant inertia GD^2		$kg\text{-}m^2$	5	30	60
旋轉扭力 Rotation torque		kg-m	25	37	60
鎖緊扭力 Clamping torque	F 	kg N	1260 12340	1410 13818	1560 15200
	FxR 	kg-m N-m	108 1060	208 2041	332 3250
	FxL 	kg-m N-m	55 541	122 1200	145 1423
容許積載荷重 Load Capacity	90° 	kg	95	130	200
淨重 Net weight		kg	50	106	144

* 旋轉 90° 的時間 (鬆開、旋轉、鎖緊) 係指在使用壓力 30kg/cm²、2HP、30L/min... 等條件下的測試值

Indexing time 90° (Unclamp, rotate, clamp) is measured under the condition of 30 kg/cm2, 2HP, 30L/min, etc.

EXT-200V

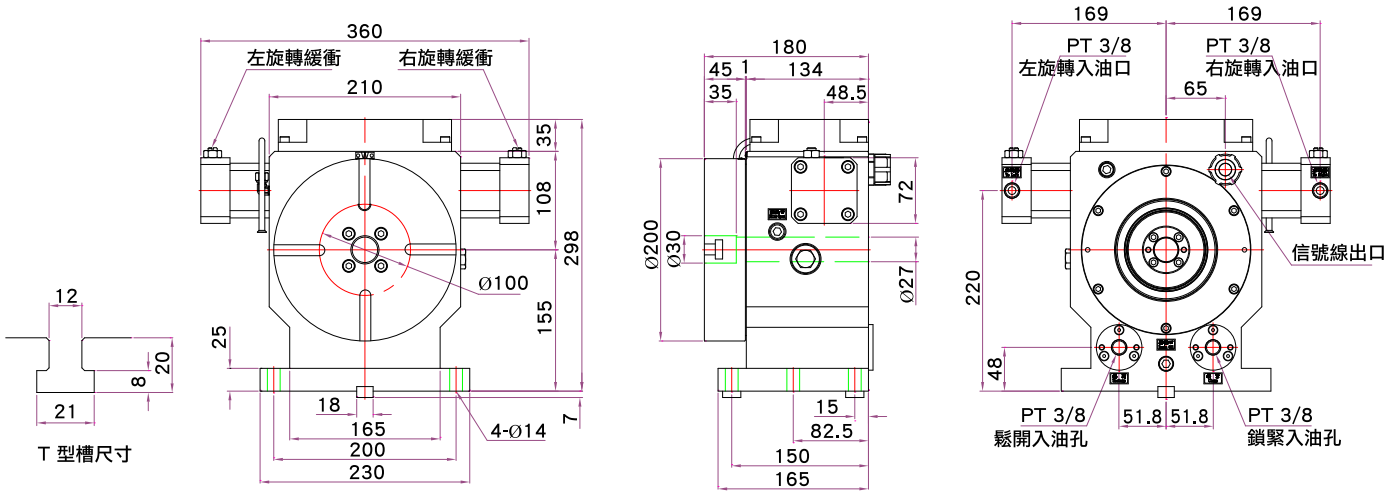

EXT-250V

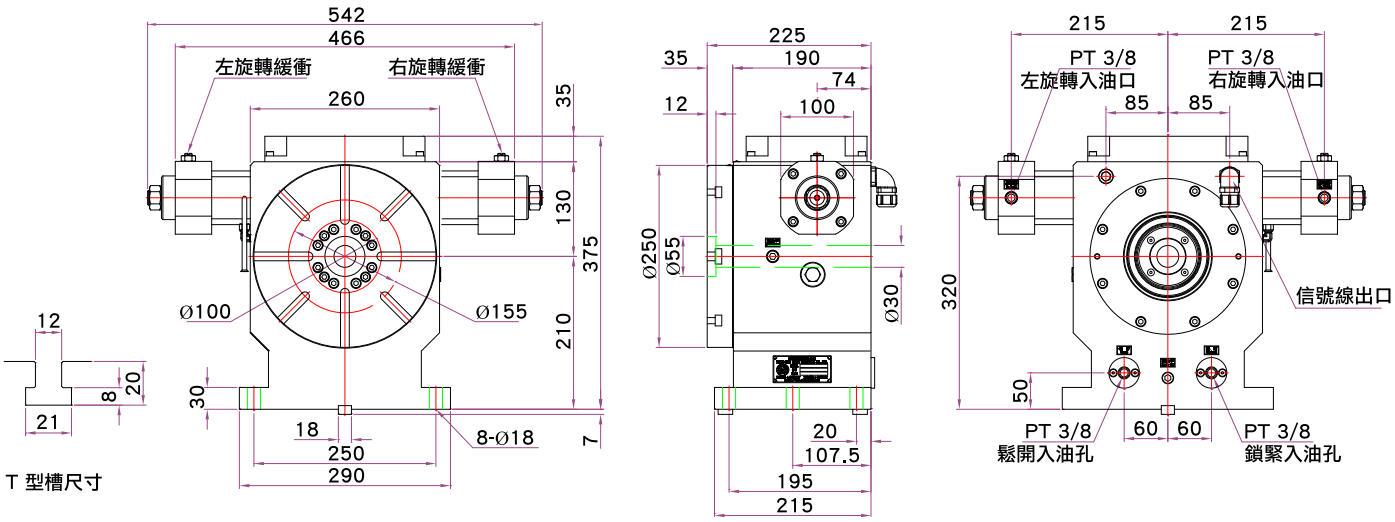

EXT-320V

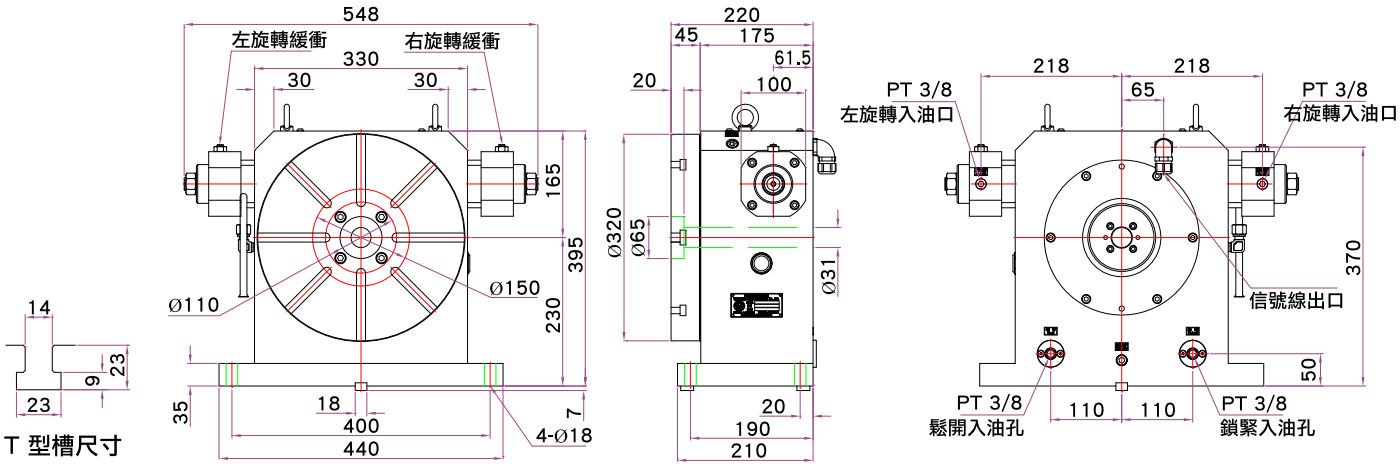

電腦數控齒式分割盤 High-Speed Gear Indexer



EXT-420N

- 產品特性：此型號分割盤為伺服馬達快速驅動，其他特性與油壓齒式分割盤 (EXT-H 系列) 相同。
- Characteristics: Besides the same characteristics as Hydraulic Coupling Gear Indexer (EXT-H Series), High speed gear indexer is driven by the servo motor.

型式 Model			EXT-420N		EXT-560N
盤面固定端直徑 Diameter of table fixde side		mm	Ø 250		Ø 350
中心基準孔 Center bore		mm	Ø 80		Ø 100
分割精度 (累積值) Indexing accuracy (accumulative)		arc sec	4”		4”
重現精度 Repeatability		arc sec	±1”		±1”
分割台等分割數 (標準) Indexing number (standard)			2 / 3 / 4 / 6 / 8 / 12 / 24 (擇一 One of them)		
分割台等分割數 (特殊) Indexing number (special)			5 / 9 / 10 / 20 ... 接受特殊等分訂購 By special order		
轉盤迴轉方向 Rotating direction			正反轉皆可 CW & CCW		
安裝方式 Installation			立臥兩用 Horizontal and vertically		
基準孔旋轉偏擺 Runout of center bore		mm	0.02		0.02
盤面旋轉起伏 Runout of table top		mm	0.01		0.01
盤面真平度 Flatness of table top		mm	0.015		0.015
鎖緊裝置 (油壓) Clamping device (hydraulic)		kg/cm^2	35		35
夾持力 Clamping torque		kg	3300		7580
適用馬達 (選配) Servo motor (optional)			HC-SFS202	HC-SFS352	HC-SFS352
最高轉速 Max. rotation speed	轉盤 Table	rpm	33.3	33.3	22.2
	馬達 Motor	rpm	2000	2000	2000
總齒數比 Gear ratio			1/60	1/60	1/90
容許瞬間慣性 GD^2 Permissible instant inertia GD^2		$kg\text{-}m^2$	110	195	380
旋轉扭力 Rotation torque		kg-m	44	76.5	150
容許切銷扭力 Permissible cutting torque	FxR 	kg-m	500		1800
	FxL 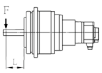	kg-m	300		800
容許積載荷重 Load Capacity	立式使用 In vertical	kg	350		700
	臥式使用 In horizontal	kg	200		400
淨重 Net weight		kg	214		374

EXT-420N

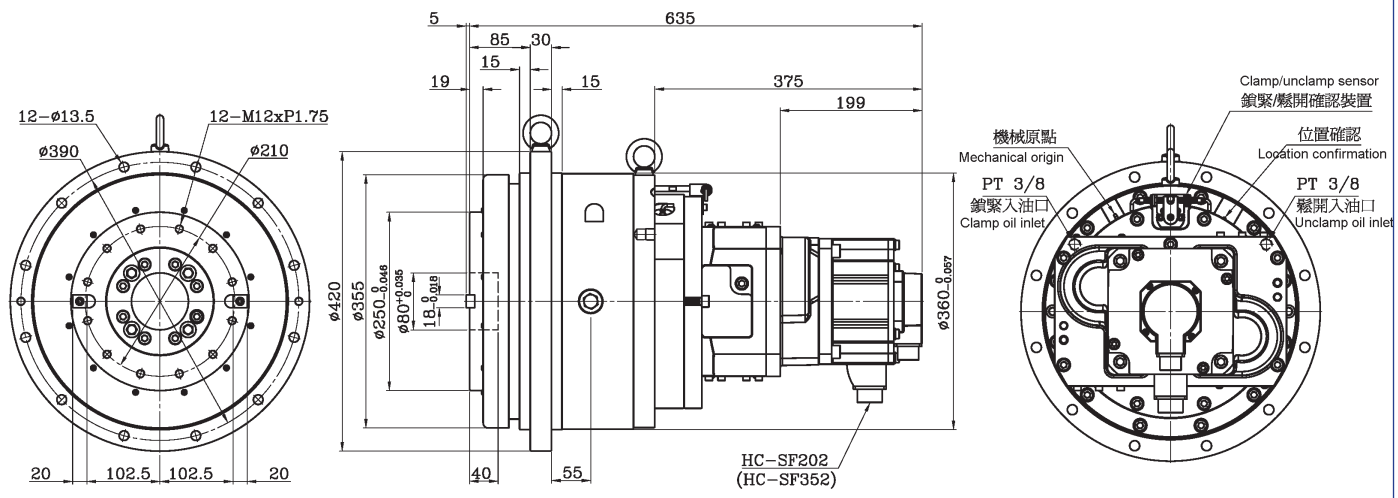

EXT-560N

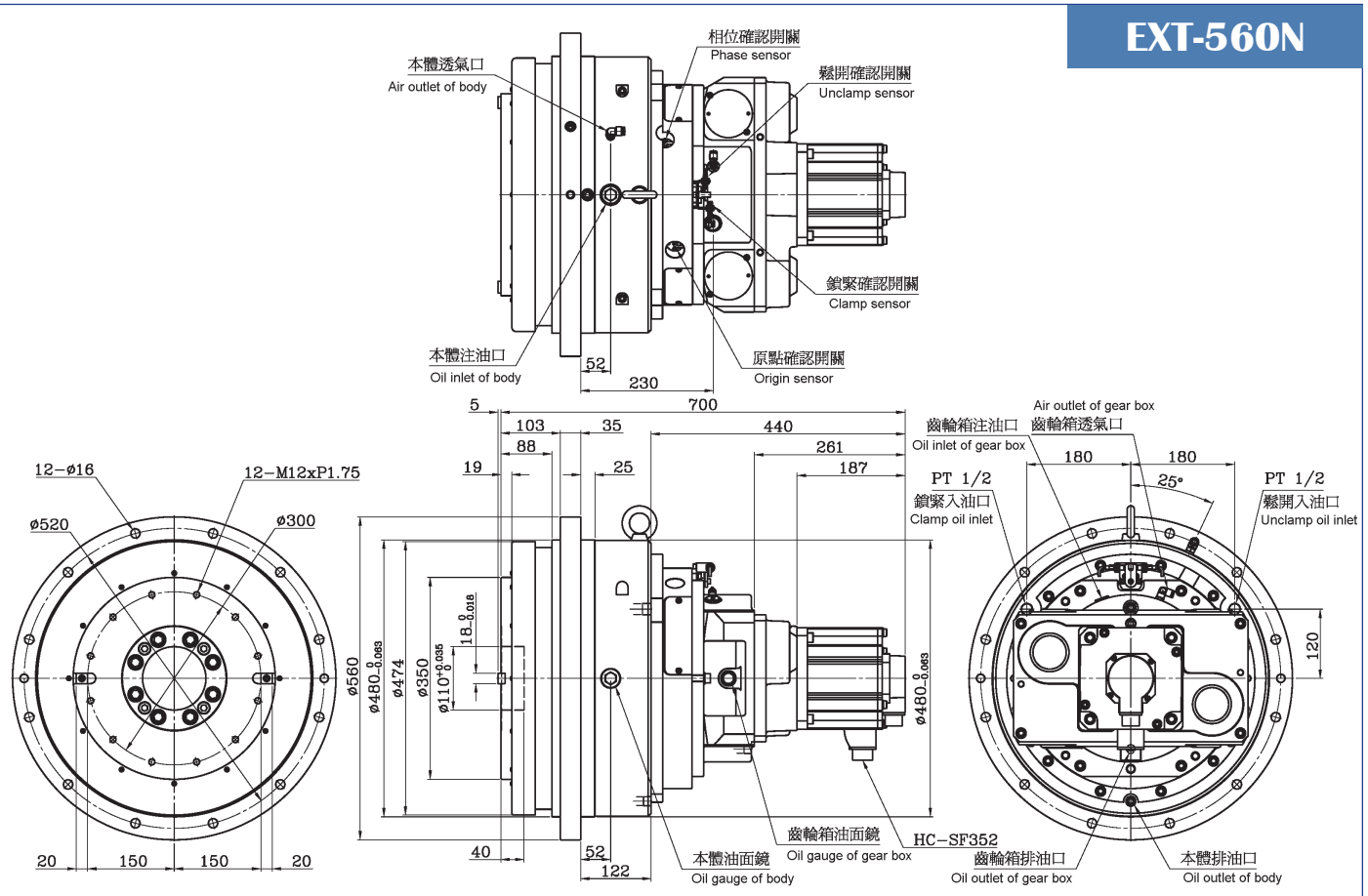

油壓旋轉工作台 Hydraulic Swing Table

型式 Model		EXT-470P
工作臺尺寸 Table size (L x W)	mm	1000 x 600
總高度 Overall height of table	mm	260
鎖緊裝置 (油壓) Clamping device (hydraulic)	kg/cm^2	35
分割精度 Indexing accuracy	arc sec	4”
分割台等分割數 Indexing number		2
盤面旋轉起伏 Runout of table top	mm	0.02
盤面真平度 Flatness of table top	mm	0.02
上下面平行度 Parallelism of table top to frame bottom	mm	0.02
轉盤迴轉方向 Rotating direction		往復 Reciprocation
容許瞬間慣性 GD^2 Permissible instant inertia GD^2	kg-m^2	125
轉盤旋轉扭力 Rotation torque	kg-m	56
容許積載荷重 Load Capacity	kg	480
夾持力 Clamping torque	kg	3970
淨重 Net weight	kg	444

EXT-470P

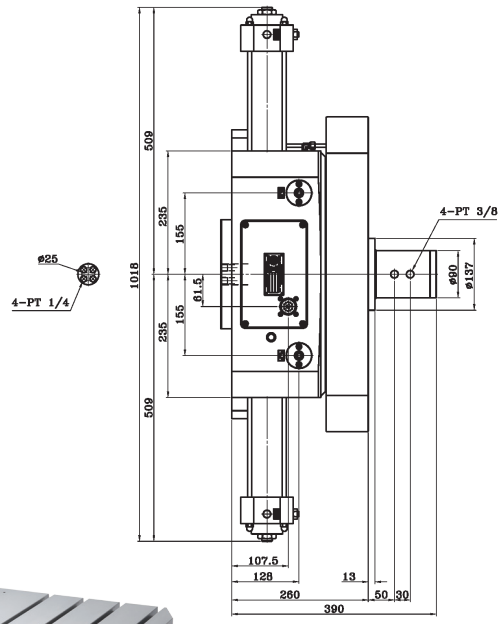

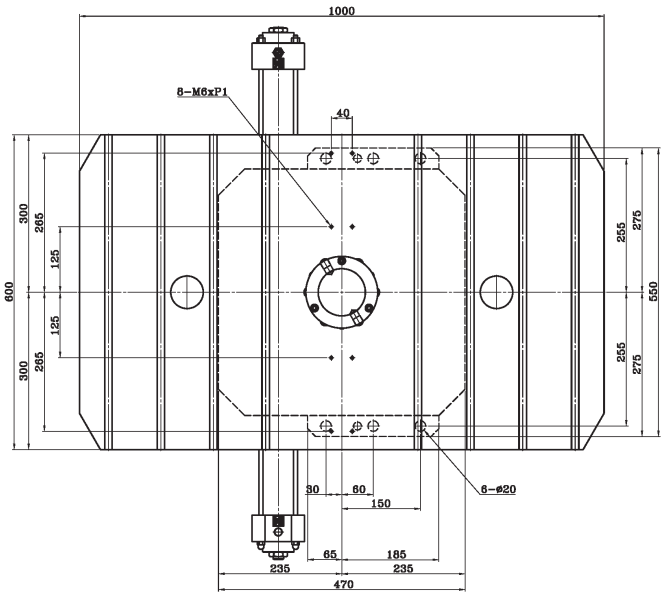

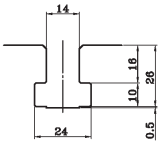

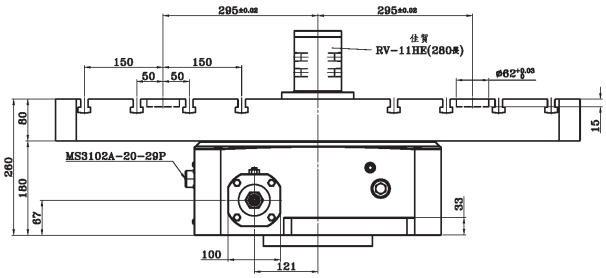

刀具研磨機分度頭 Indexing Head

型式 Model			TNC-200
中心高度 Center height		mm	120
基準中心孔 Center bore		mm	Ø72 H6
鎖緊裝置使用壓力 (氣壓) Clamping device (Pneumatic)		kg/cm^2	5
鎖緊拉力 (油壓 35kg/cm 時) Clamping force (35kg/cm)		kg	775
分割精度 (累積值) Indexing accuracy (accumulative)		arc sec	20”
重現精度 Repeatability		arc sec	4”
最小分割角度 Min. indexing degree		degree	0.001°
最高轉度 Max. rotation speed	轉盤 Table	rpm	33.3
	馬達 Motor	rpm	2000
伺服馬達 (選配) Servo motor (optional)	安川 YASKAWA		SGMGV-09
	三菱 MITSUBISHI		HC-SFS52(102)
總齒數比 Gear ratio			1/60
淨重 (不含主軸及伺服馬達) Net weight (without spindle and motor)		kg	35

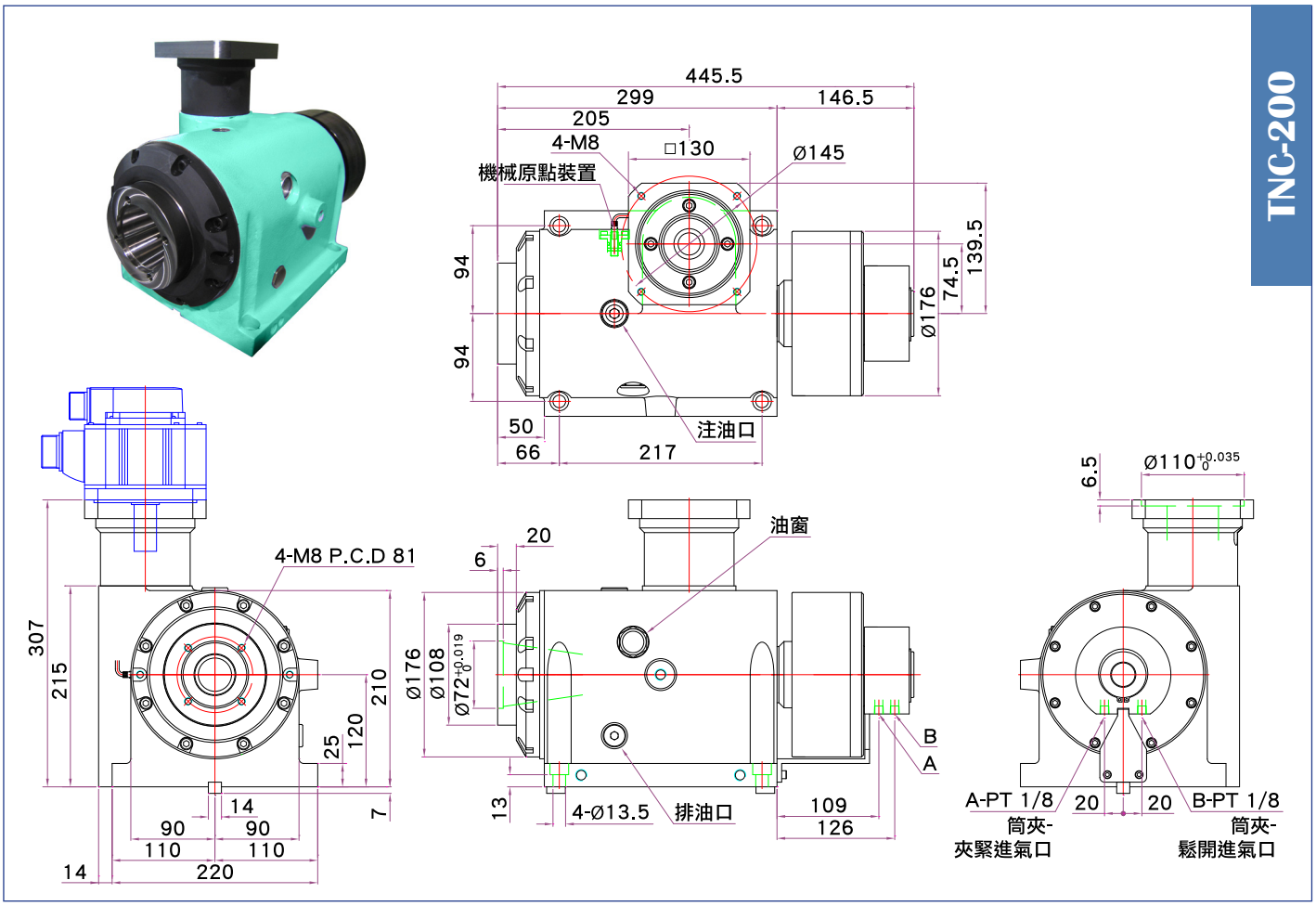

搖擺頭旋轉座 Swing Base of Spindle Head

型式 Model			NRS-320
工作台尺寸 Table size (L x W)		mm	320
傾斜角度 Tilting range			±120°
鎖緊裝置 (油壓) Clamping device (Hydraulic)		kg/cm^2	35
最小分割角度 Min. indexing degree		degree	0.001°
分割精度 (累積值) Indexing accuracy (accumulative)		arc sec	15”
重現精度 Repeatability		arc sec	4”
鎖緊扭力 Clamping torque		kg-m	180
最高轉速 Max. rotation speed	轉盤 Table	rpm	16.6
	馬達 Motor	rpm	2000
伺服馬達 (選配) Servo motor (optional)	發那科 FANUC		α12i
	三菱 MITSUBISHI		HF-204 / HF-354
總齒數比 Gear ratio			1/120
容許切削扭力 Permissible cutting torque	F 	kgf	2000
	FxR 	kg-m	180
	FxL 	kg-m	450
淨重 (不含主軸及伺服馬達) Net weight (without spindle and motor)		kg	250

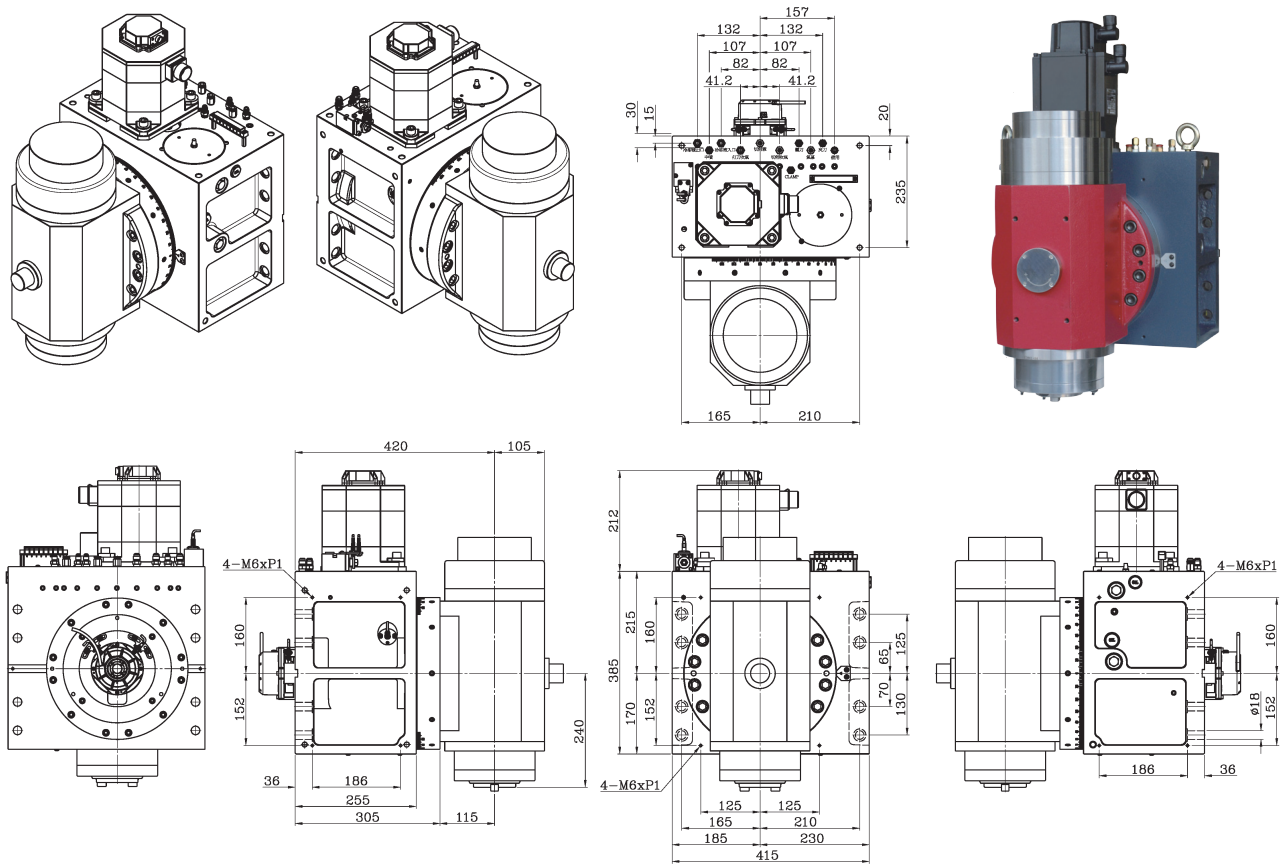

型式 Model		DRS-400
工作台尺寸 Table size (L x W)	mm	405
傾斜角度 Tilting range		±120°
鎖緊裝置 (油壓) Clamping device (Hydraulic)	kg/cm²	35
最小分割角度 Min. indexing degree	degree	0.001°
分割精度 (累積值) Indexing accuracy (accumulative)	arc sec	±4”
重現精度 Repeatability	arc sec	4”
鎖緊扭力 Clamping torque	kg-m	300
鎖緊扭力 (壓力切斷時) Clamping torque (presure off)	kg-m	30
轉盤驅動方式 (直驅電機) Driven by DD-motor		TMB0291-150
轉盤最高轉速 Max. rotation speed of table	rpm	50
淨重 (不含主軸) Net weight (without spindle)	kg	360

DRS-400

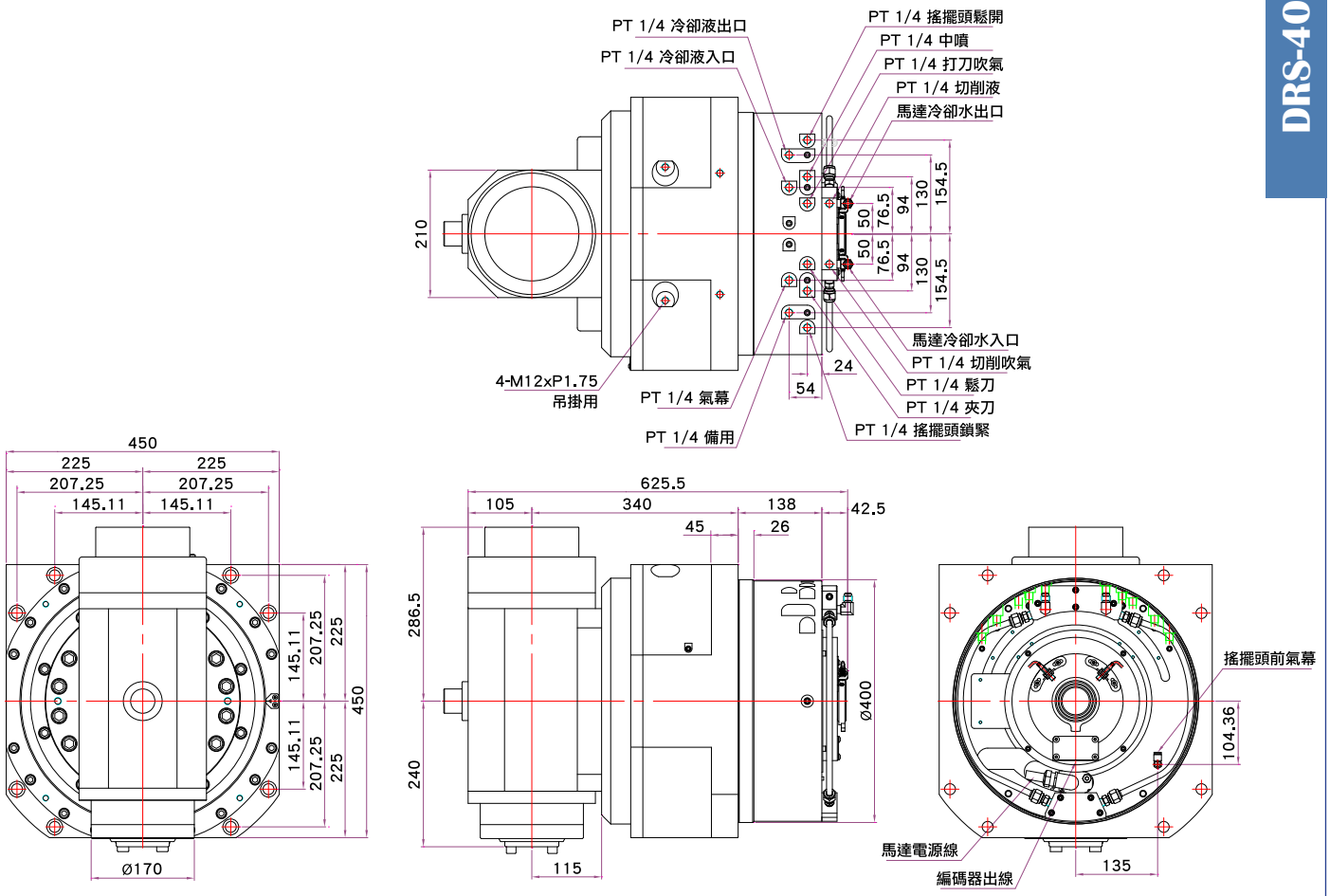

直驅旋轉工作台 Direct Drive Rotary Table

型式 Model		DRT-300
基準中心孔 Center bore	mm	Ø65
中心貫穿孔 Diameter of center through hole		Ø46
中心高度 Center height	mm	150
總高度 Overall height of table	mm	266
驅動方式 Drive		扭力電機直驅 DD Motor
冷卻方式 Cooling		油冷卻 Oil-cooled
瞬間最大扭力 instantaneous max. torque	Nm	300
持續運轉扭力 Continuous torque	Nm	165
最高轉速 Max. rotation speed	rpm	100
鎖緊扭力 (鎖緊裝置氣壓 5kg/cm²) Clamping force (Pneumatic 5kg/cm²)	Nm	350
分割精度 (累積值) Indexing accuracy (accumulative)	arc sec	±20”
重現精度 Repeatability	arc sec	±4”
最小設定單位 Min. indexing degree	degree	0.001°
氣壓切斷時保持扭力 Torque without air pressure	Nm	40
容許切削扭力 (鎖緊狀態) Permissible cutting torque (Clamping)	Nm	130
容許積載荷重 Load Capacity	kg	100
淨重 Net weight	kg	120

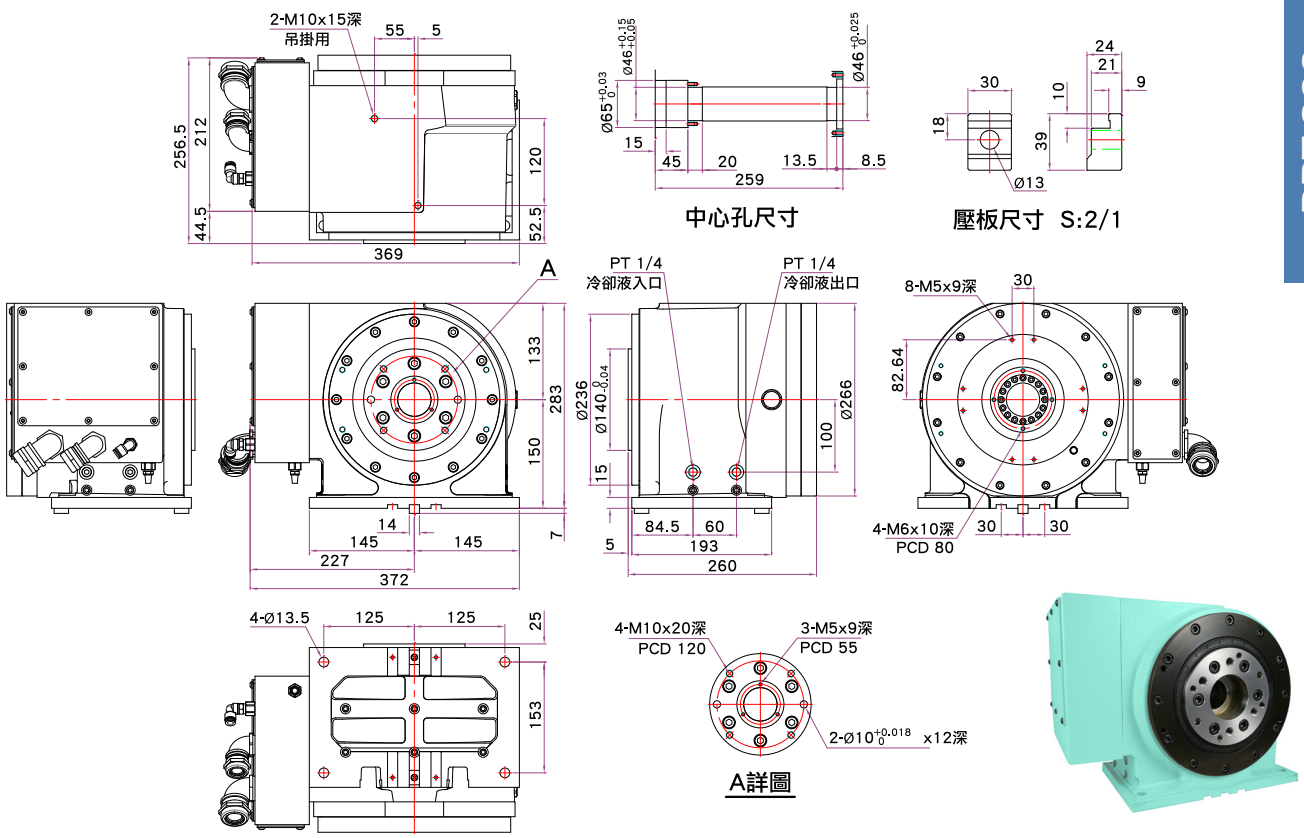

標準精度檢驗項目 Accuracy Standard

項次 No.	檢驗項目 Inspection Items
1	基準中心旋轉偏擺 Runout of center bore
2	盤面旋轉起伏 Runout of Table top
3	盤面真平度 Flatness of table top
4	盤面與底座垂直度 Perpendicularity of table top to frame bottom
5	盤面與底座平行度 Parallelism of table top to frame bottom
6	盤面與底座基準導塊垂直度 Perpendicularity of table top to guide blocks at table bottom
7	轉盤與尾座基準導塊平行度 Parallelism between bottom guide block & center height of ratory table to tailstock
8	轉盤與尾座中心高平行度 Parallelism of center line between rotary table and tailstock
9	分割精度 (光學儀器測量) Indexing accuracy (arc sec) -- measured by an optical measuring device

型號 Model	1	2	3	4	5	6	7	8
	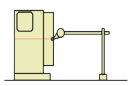	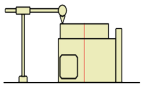	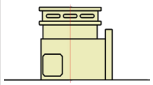	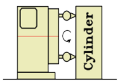	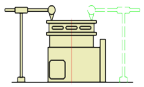	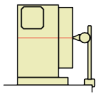	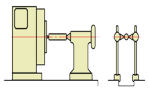	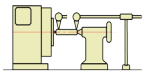
NRT-A100R	0.01	0.01	0.015	0.02	0.02	0.02	0.02	0.02
NRT-150R	0.01	0.01	0.015	0.02	0.02	0.02	0.02	0.02
NRT-A170R	0.01	0.015	0.02	0.02	0.02	0.02	0.02	0.02
NRT-200R	0.01	0.01	0.015	0.02	0.02	0.02	0.02	0.02
NRT-250R	0.01	0.01	0.015	0.02	0.02	0.02	0.02	0.02
NRT-320RV	0.01	0.015	0.015	0.02	0.02	0.02	0.02	0.02
NRT-400RV	0.01	0.015	0.015	0.02	0.02	0.02	0.02	0.02
NRT-B251R	0.01	0.01	0.015	0.02	0.02	0.02	0.02	0.02
NRT-B321RV	0.01	0.015	0.015	0.02	0.02	0.02	0.02	0.02
NRT-B401RV	0.01	0.015	0.015	0.02	0.02	0.02	0.02	0.02
NRT-B500RV	0.01	0.015	0.015	0.02	0.02	0.02	0.02	0.02
NRT-B630RV	0.01	0.02	0.02	0.03	0.03	0.03	0.03	0.03
NRT-B800R	0.01	0.02	0.02	0.03	0.03	0.03	0.03	0.03
NRT-320H	0.01	0.01	0.015	/	0.02	/	/	/
NRT-380H	0.01	0.01	0.015	/	0.02	/	/	/
NRT-500H	0.01	0.02	0.02	/	0.03	/	/	/
NRT-630H	0.01	0.02	0.02	/	0.03	/	/	/
NRT-800H	0.01	0.02	0.02	/	0.03	/	/	/
NRT-1500H	0.01	0.03	0.04	/	0.04	/	/	/

標準精度檢驗項目 Accuracy Standard

項次 No.	檢驗項目 Inspection Items
1	基準中心旋轉偏擺 Runout of center bore
2	盤面旋轉起伏 Runout of Table top
3	盤面真平度 Flatness of table top
4	盤面與底座垂直度 Perpendicularity of table top to frame bottom
5	盤面與底座平行度 Parallelism of table top to frame bottom
6	盤面與底座基準導塊垂直度 Perpendicularity of table top to guide blocks at table bottom
7	轉盤與尾座基準導塊平行度 Parallelism between bottom guide block & center height of ratory table to tailstock
8	轉盤與尾座中心高平行度 Parallelism of center line between rotary table and tailstock
9	分割精度 (光學儀器測量) Indexing accuracy (arc sec) -- measured by an optical measuring device

型號 Model	1	2	3	4	5	6	7	8
	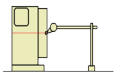	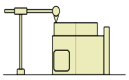	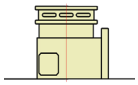	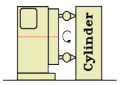	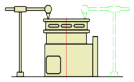	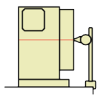	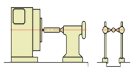	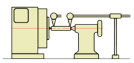
NXT-250R	0.01	0.01	0.015	0.02	0.02	0.02	0.02	0.02
NXT-320RV	0.01	0.01	0.015	0.02	0.02	0.02	0.02	0.02
NXT-400RV	0.01	0.01	0.015	0.02	0.02	0.02	0.02	0.02
NXT-500RV	0.01	0.015	0.015	0.02	0.02	0.02	0.02	0.02

項次 No.	檢驗項目 Inspection Items
1	基準中心旋轉偏擺 Runout of center bore
2	盤面旋轉起伏 Runout of Table top
3	盤面真平度 Flatness of table top
4	盤面與底座平行度 Parallelism of table top to frame bottom
5	盤面側基準面與底座垂直度 Perpendicularity of table profile base plane to frame bottom
6	盤面側基準面與基準導塊平行度 Parallelism of center line between table profile base plane and guide blocks
7	分割精度 (光學儀器測量) Indexing accuracy (arc sec) -- measured by an optical measuring device

型號 Model	1	2	3	4	5	6
	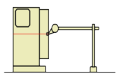	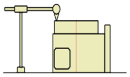	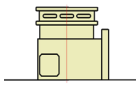	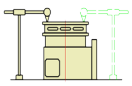		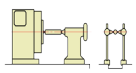
NXT-250H	0.01	0.01	0.015	0.015	0.015	0.015
NXT-380H	0.01	0.01	0.015	0.015	0.015	0.015
NXT-500H	0.01	0.01	0.015	0.015	0.015	0.015
NXT-630H	0.01	0.015	0.02	0.02	0.02	0.02
NXT-800H	0.01	0.015	0.02	0.02	0.02	0.02
NXT-1000H	0.01	0.02	0.03	0.03	0.03	0.02

標準精度檢驗項目 Accuracy Standard

項次 No.	檢驗項目 Inspection Items
1	盤面真直度 Straightness of Table top
2	盤面旋轉起伏 Runout of Table top
3	基準中心旋轉偏擺 Runout of center bore
4	分度盤上下面平行度 Parallelism of table top to frame bottom
5	分割精度 (光學儀器測量) Indexing accuracy (arc sec) -- measured by an optical measuring device

型號 Model	1	2	3	4	5
	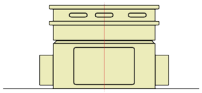	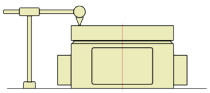	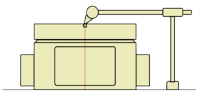	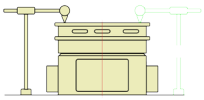	分割精度 Indexing accuracy (arc sec)
EXT-200H	0.02	0.015	0.02	0.02	4”
EXT-340H	0.02	0.015	0.02	0.02	4”
EXT-470H	0.02	0.02	0.02	0.02	4”
EXT-600H	0.02	0.02	0.02	0.03	4”
EXT-800H	0.02	0.02	0.02	0.03	4”
EXT-1000H	0.02	0.03	0.02	0.03	4”

項次 No.	檢驗項目 Inspection Items
1	基準中心旋轉偏擺 Runout of center bore
2	盤面旋轉起伏 Runout of Table top
3	盤面真平度 Flatness of table top
4	盤面與底座垂直度 Perpendicularity of table top to frame bottom
5	盤面與底座平行度 Parallelism of table top to frame bottom
6	盤面與底座基準導塊垂直度 Perpendicularity of table top to guide blocks at table bottom
7	轉盤與尾座基準導塊平行度 Parallelism between bottom guide block & center height of ratory table to tailstock
8	轉盤與尾座中心高平行度 Parallelism of center line between rotary table and tailstock
9	分割精度 (光學儀器測量) Indexing accuracy (arc sec) -- measured by an optical measuring device

型號 Model	1	2	3	4	5	6	7	8
	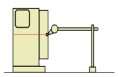	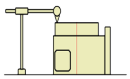	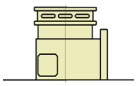	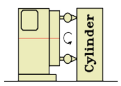	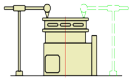	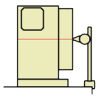	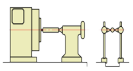	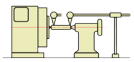
EXT-200V	0.01	0.01	0.015	0.02	0.02	0.02	0.02	0.02
EXT-250V	0.01	0.01	0.015	0.02	0.02	0.02	0.02	0.02
EXT-320V	0.01	0.01	0.015	0.02	0.02	0.02	0.02	0.02

油壓尾座 Hydraulic Tailstock

HTS-S Series

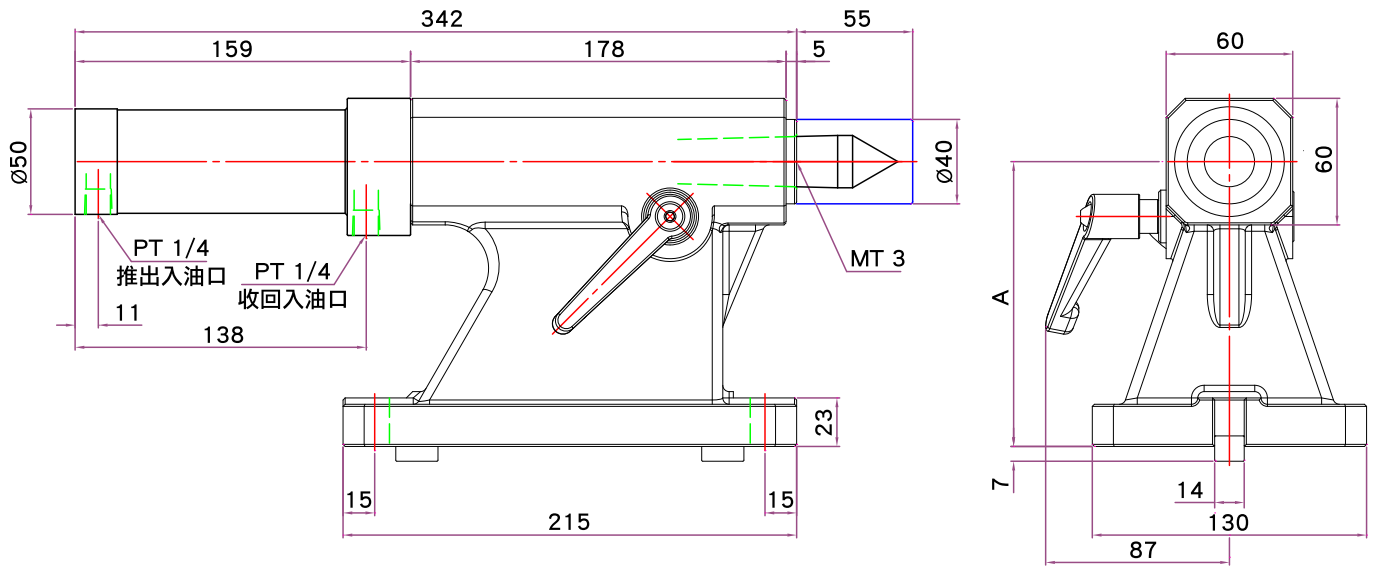

HTS-B Series

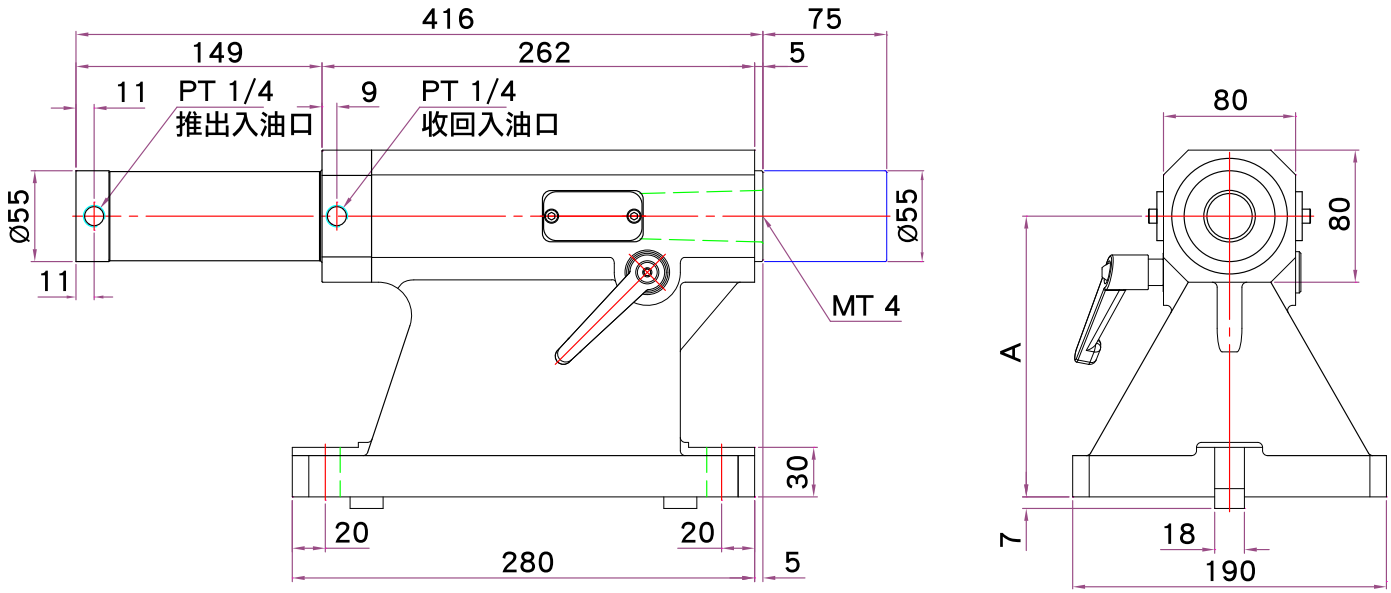

Model	HTS-S-135	HTS-B-170	HTS-B-210	HTS-B-230	HTS-B-250
A (mm)	135	170	210	230	250

氣壓尾座 Pneumatic Tailstock

ATS-S Series

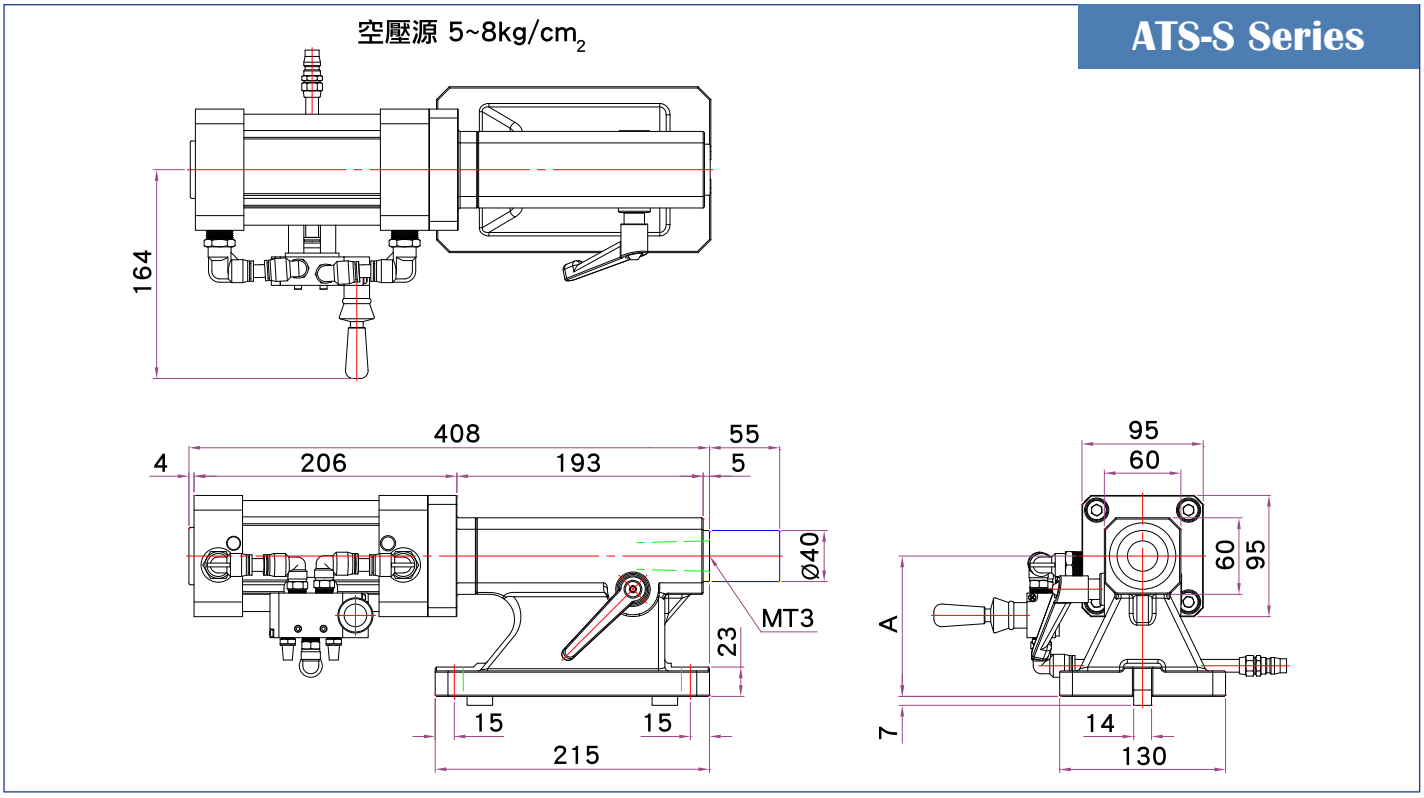

ATS-B Series

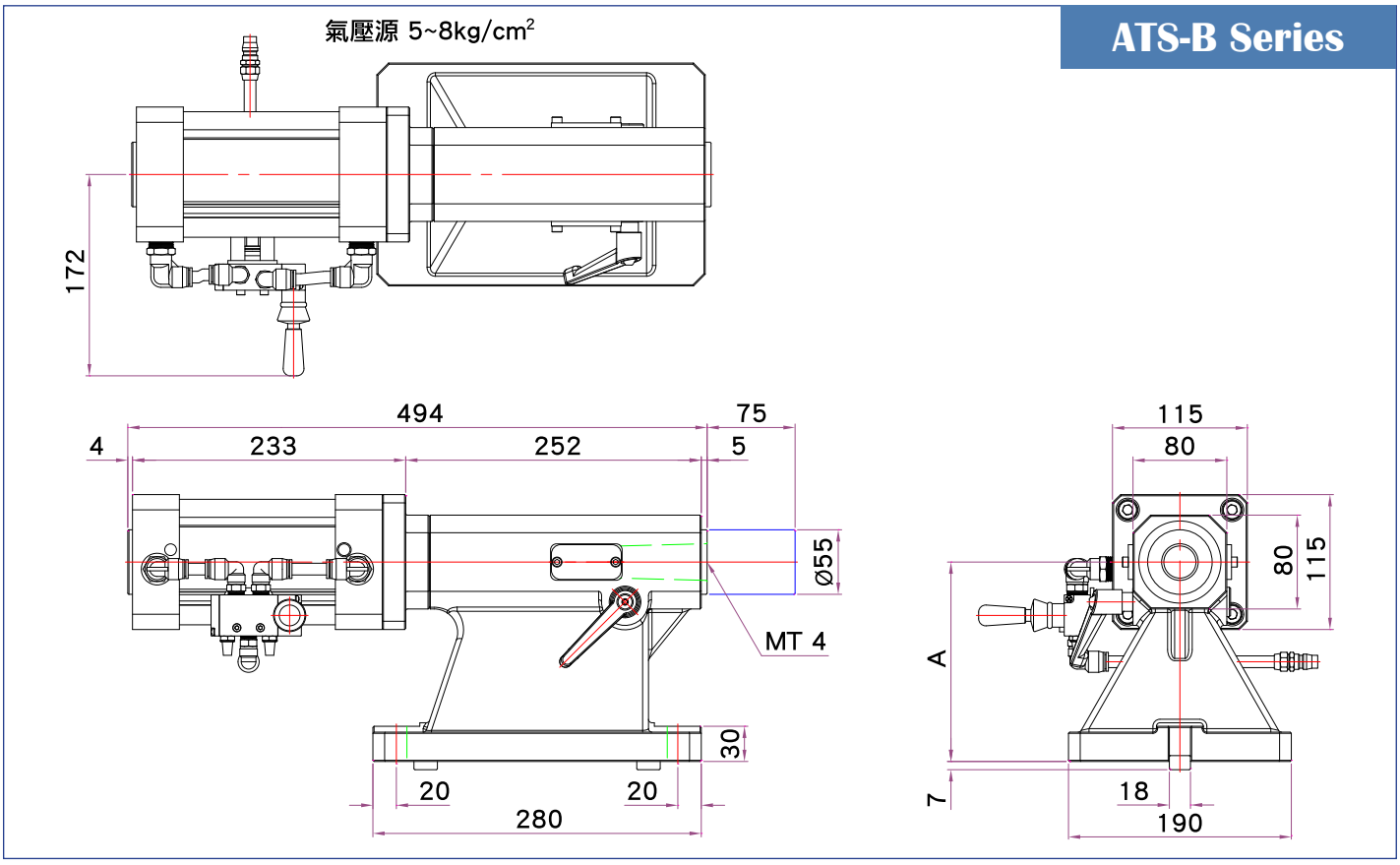

Model	ATS-S-135	ATS-B-170	ATS-B-210	ATS-B-230	ATS-B-250
A (mm)	135	170	210	230	250

手動尾座 Manual Tailstock

MT-S1-100

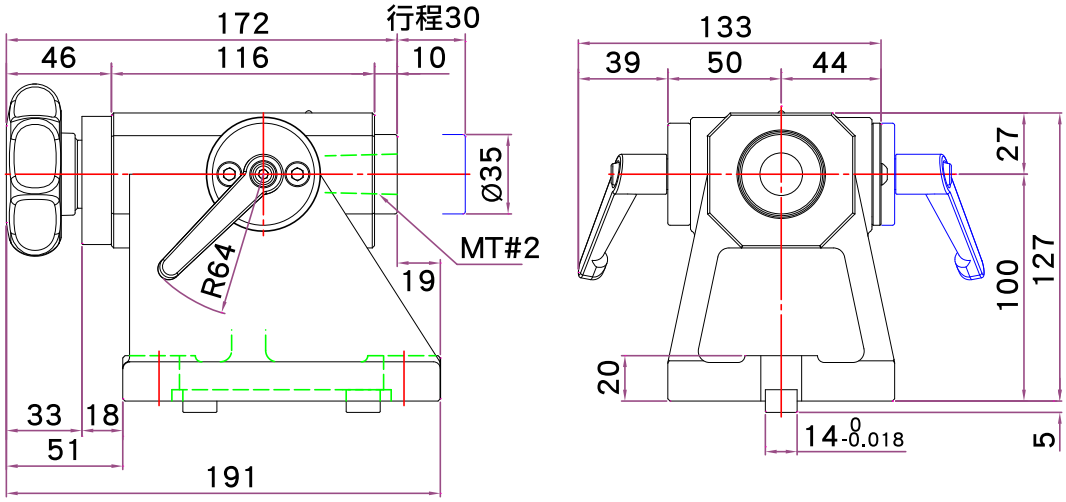

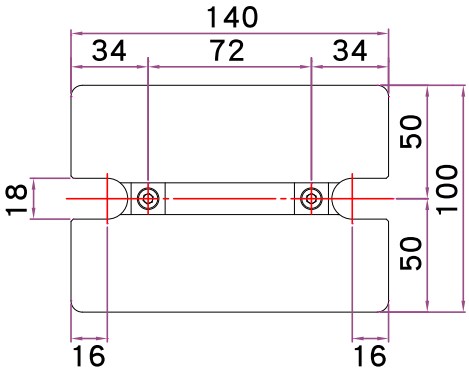

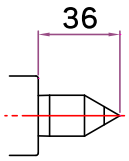

MT-S1-110

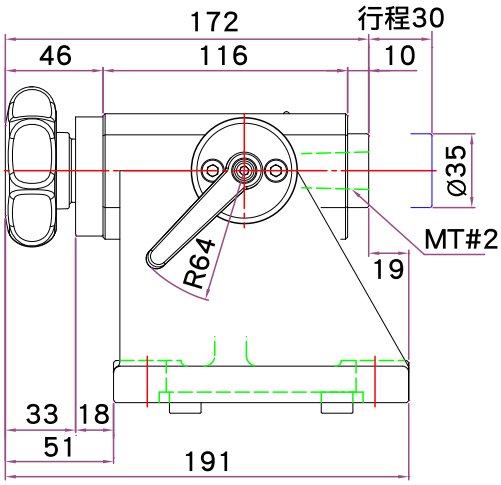

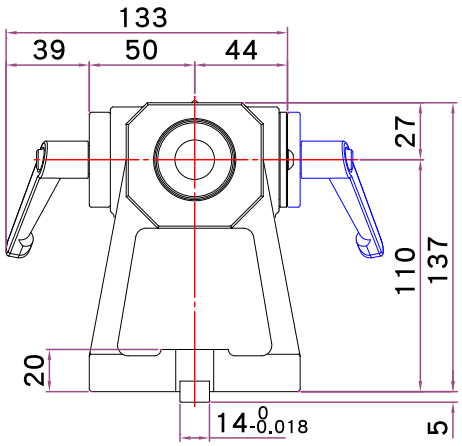

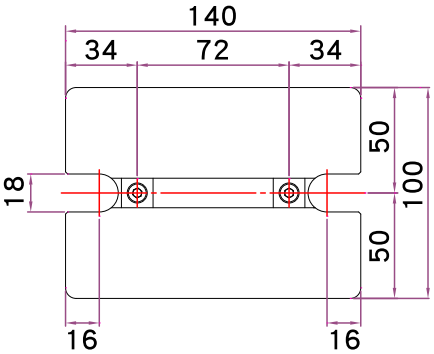

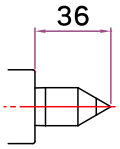

MTS-S Series

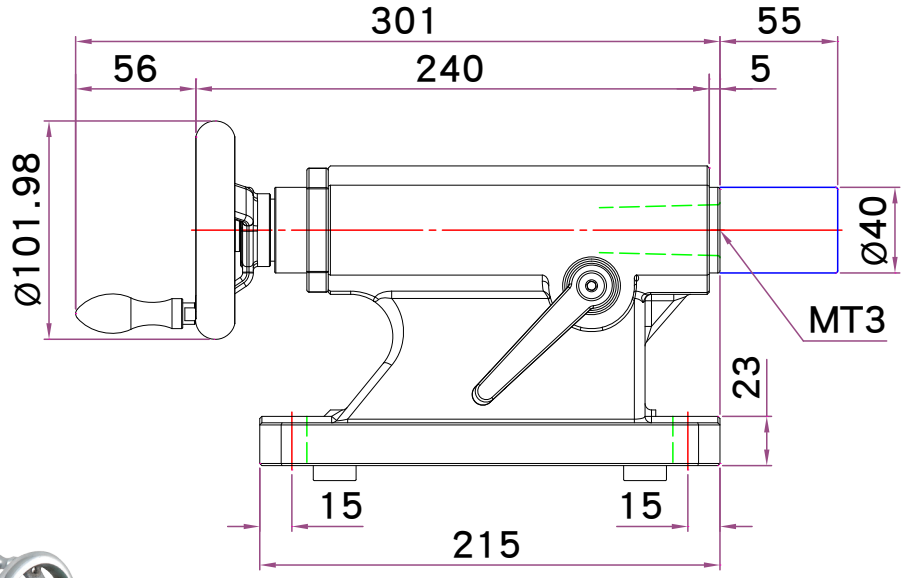

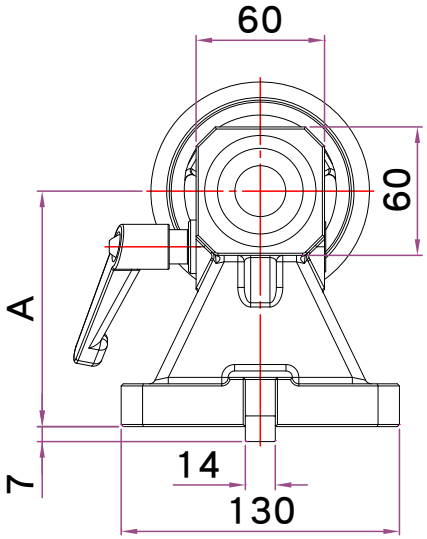

MTS-B Series

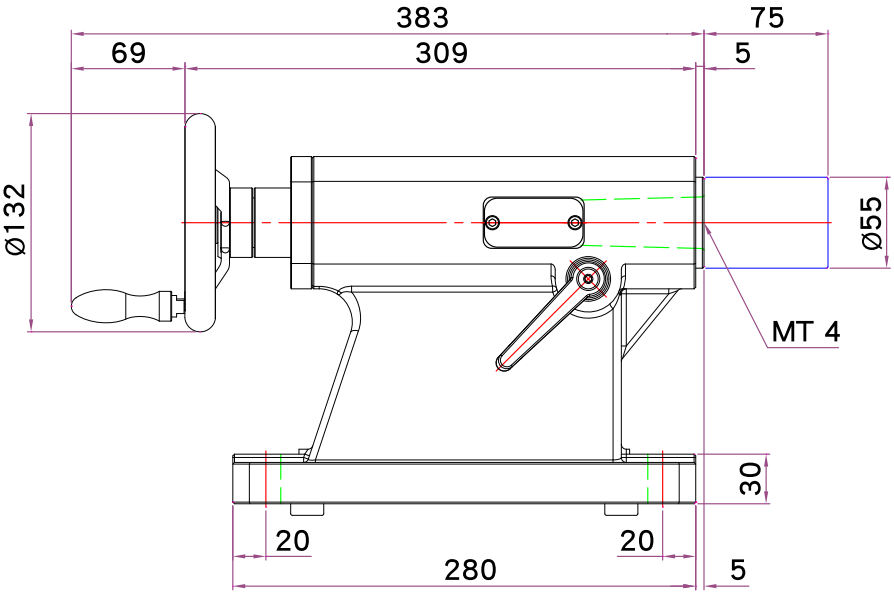

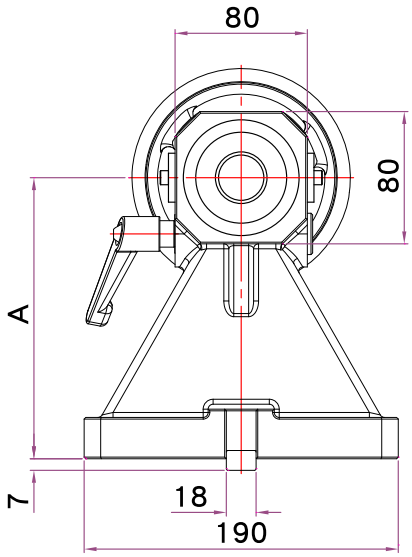

Model	MTS-S-135	MTS-B-170	MTS-B-210	MTS-B-230	MTS-B-250
A (mm)	135	170	210	230	250

圓盤尾座 Rotary Tailstock

BRT-100

煞車扭力：15 kg-m

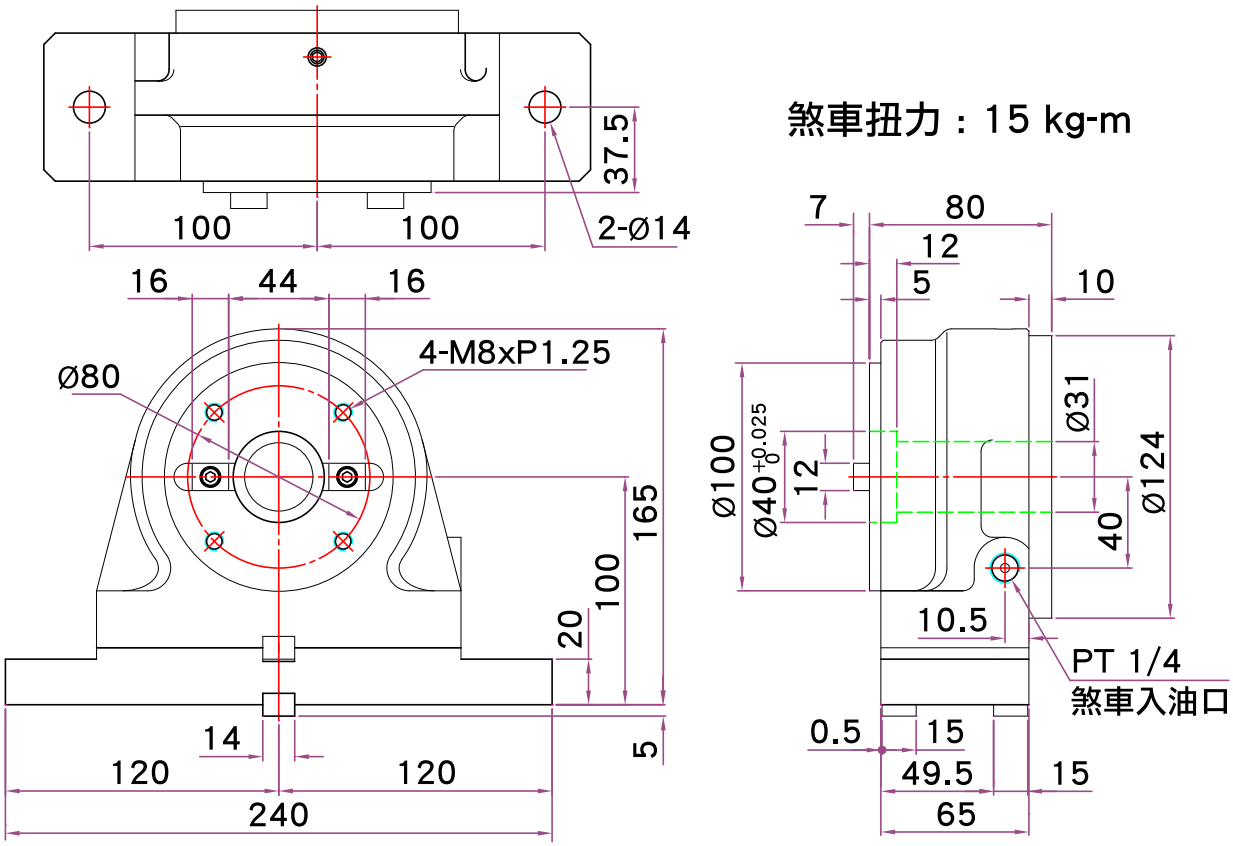

BRT-110

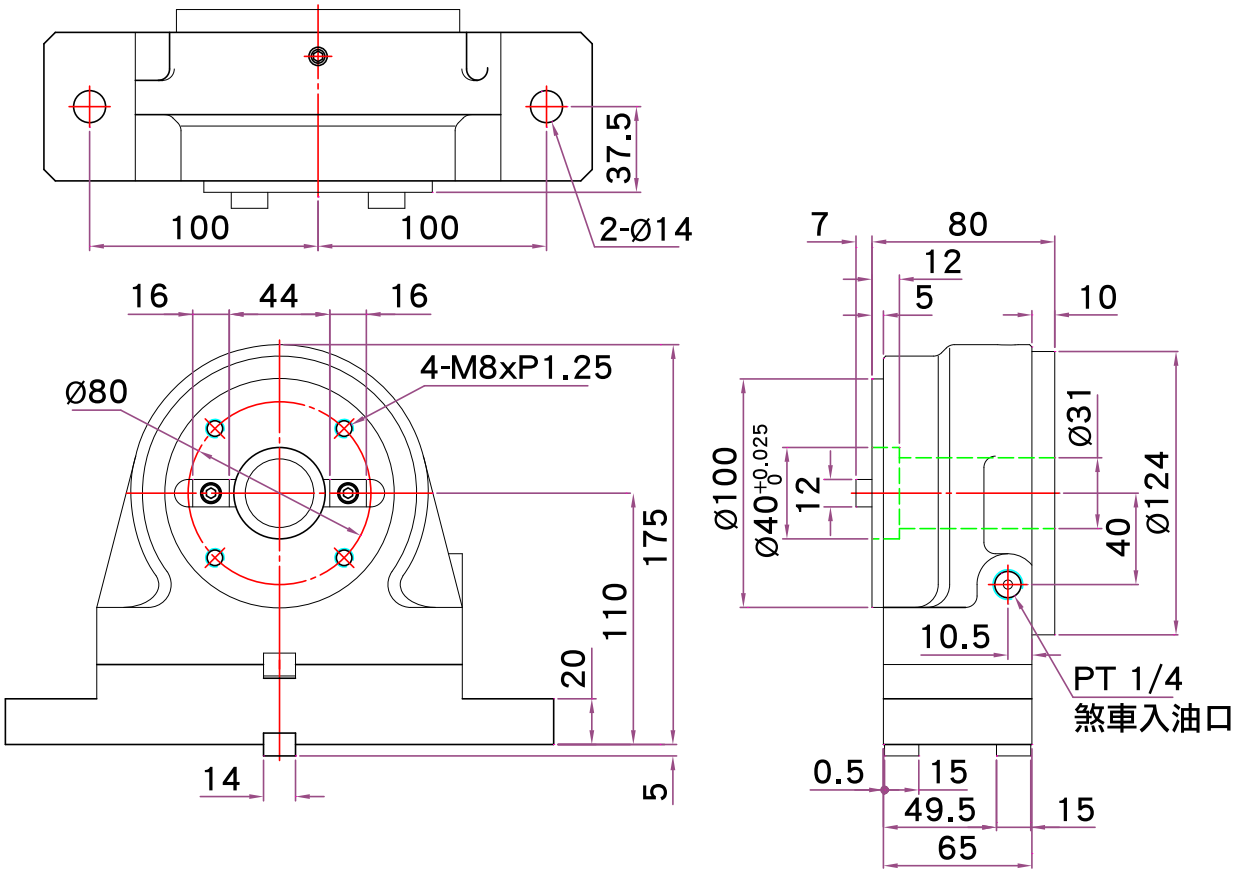

BRT-201

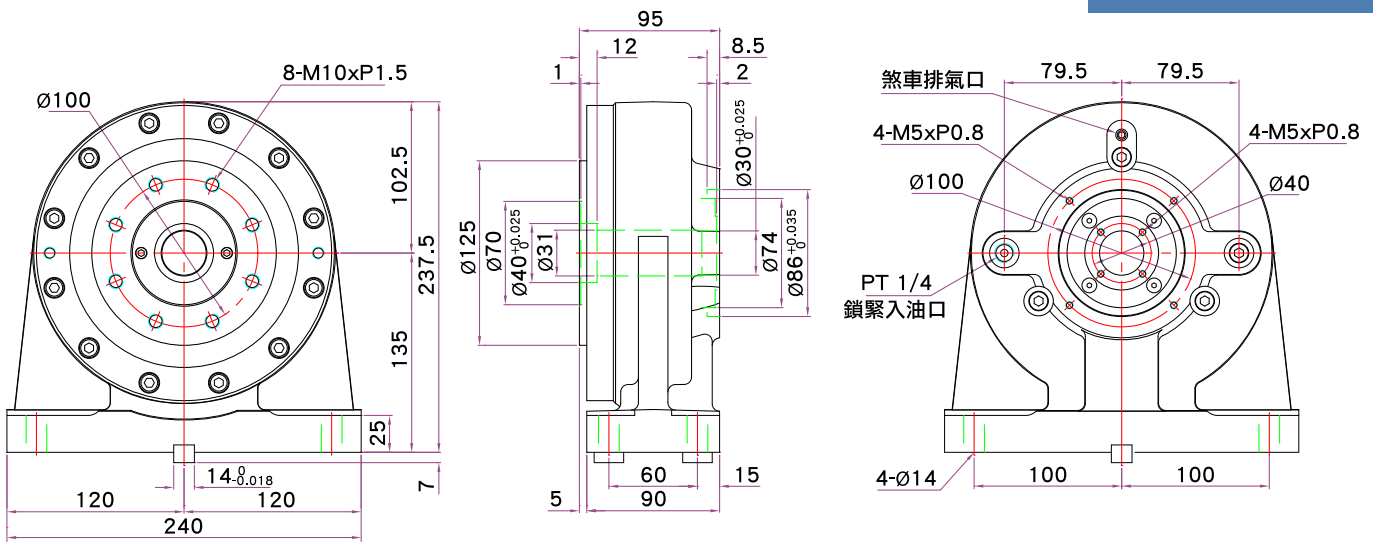

BRT-301

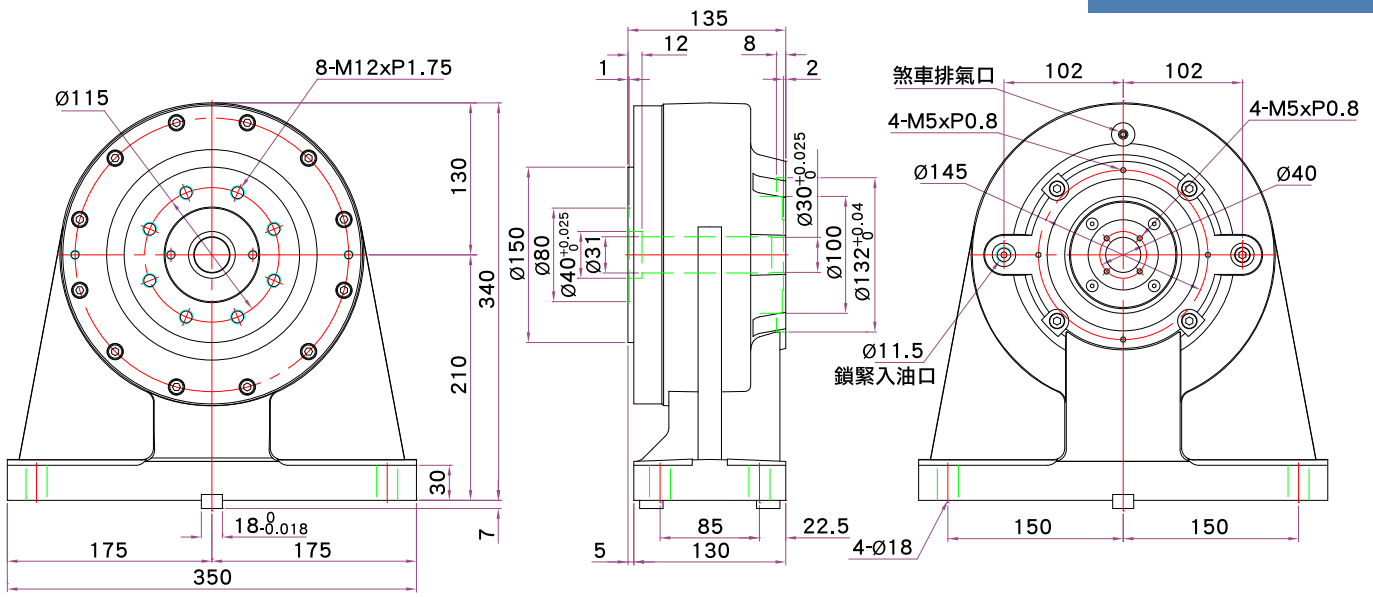

BRT-401

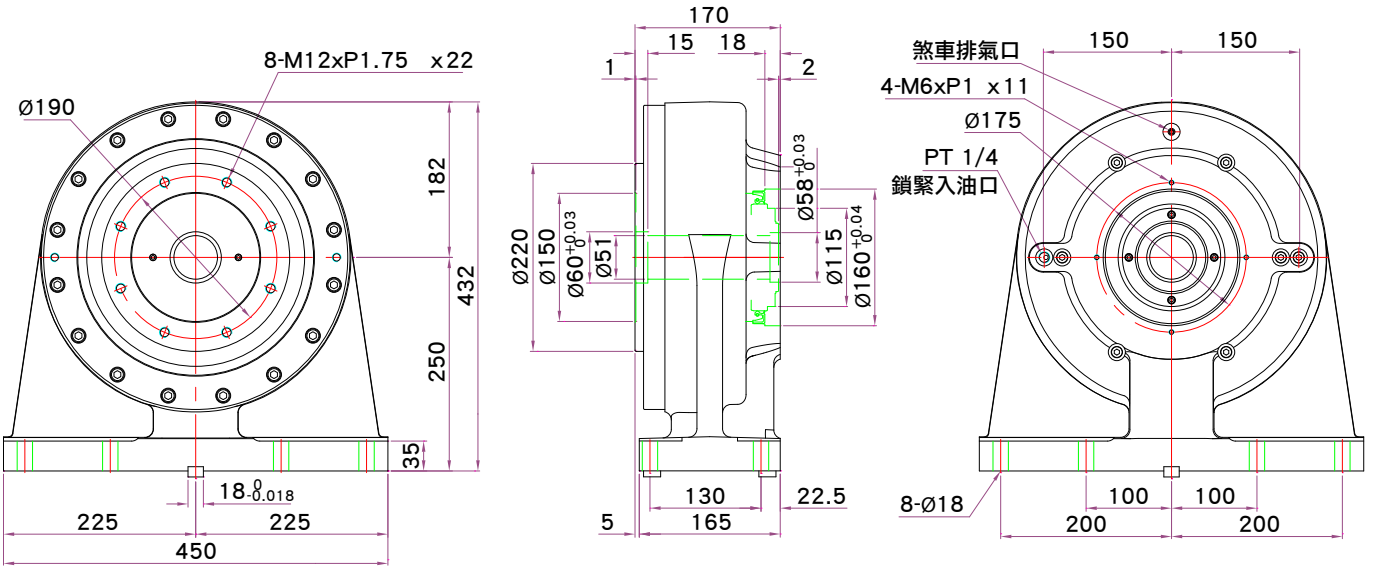

伺服單軸控制器 AC Controller

CS-H4C

◆ 產品特性

1. 操作簡易，快速連結設計，方便操作者加工需求
2. 操作箱與控制器為一體式設計，節省空間
3. 與 CNC 分度盤結合，可連結於工作母機 M 碼連線做等分割切削動作

Characteristics:

1. Easy operatation and fast connection.
2. The operating box and controller apply space-saving all-in-one design.
3. It can work with CNC rotary table and connect to the machine tool through M-code.

◆ 連線方式 Connection

CNC 分度盤
CNC Rotary Table

單軸控制器
Single Axis Controller

電源：AC 3 相 220V 50/60Hz
Power: AC 3Phase 220V 50/60Hz

CNC 控制器 (RS232 連結) 執行 M 碼
M 碼→開始　M 碼→完成
CNC Operation cabinet (RS232)
M-code: start & complete

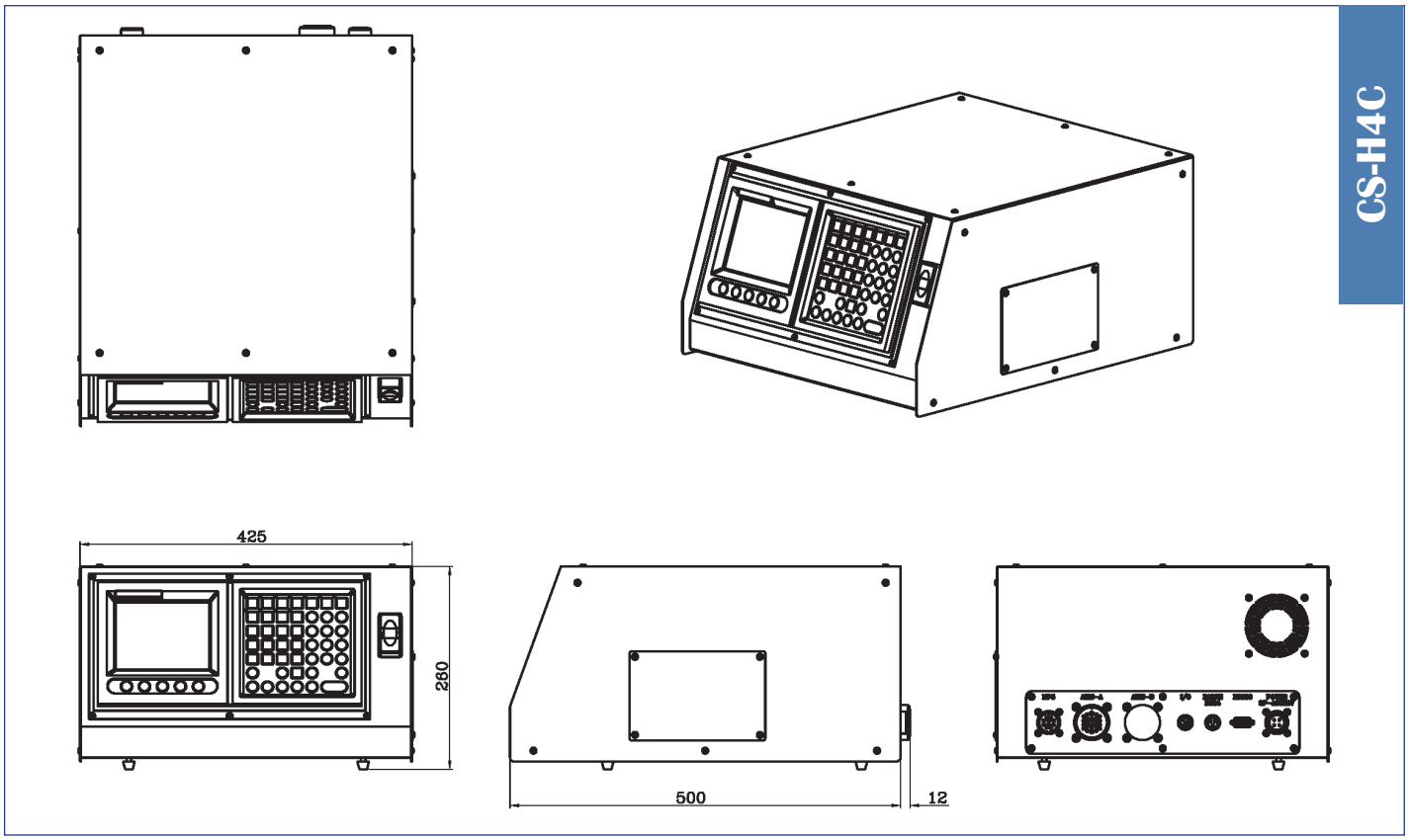

氣動泵浦 Air-hydraulic Pump

型式 Model	AHP-6-12
空壓源 Air pressure	3~8 kg/cm²
增壓倍率 Pressure ratio	6
吐出量 Rate of flow	6 L/min
吐出壓力 Pressure of flow	18~48 kg/cm²
油箱容量 Capacity	12 L

AHP-6-12

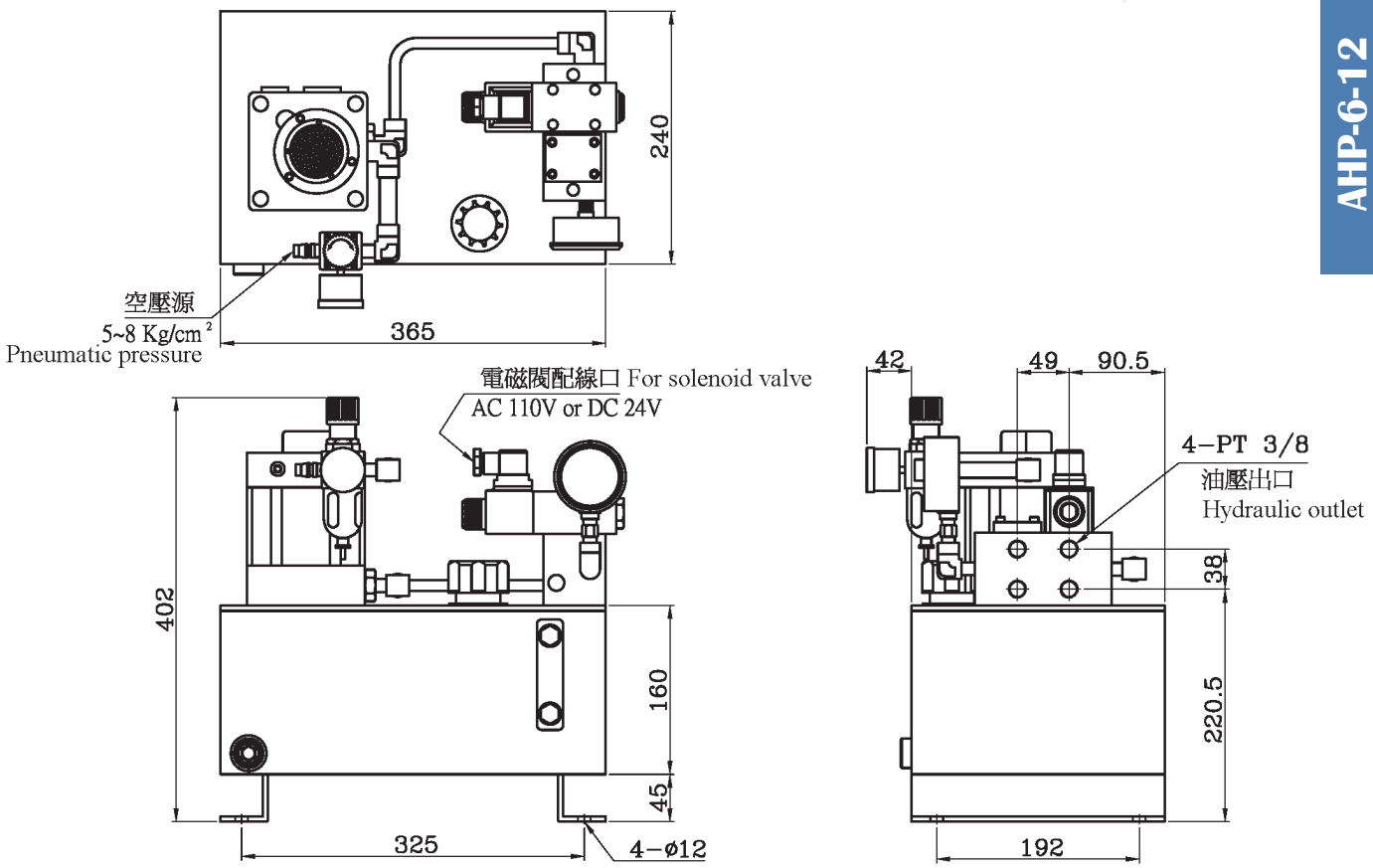

產品訂購 / 選配諮詢表

※在您決定購買本公司的產品前，請先填寫下表，以利業務人員為您服務：

1. 希望選購分度盤型號：_____ 數量：_____ 希望交貨期：_____

2. 機床製造廠名：_____ 機床型號：_____

   轉盤固定於機床工作臺面時，請提供以下資訊：

   (1) 工作臺外型尺寸 長：_____ 寬：_____

   (2) T型槽寬：_____ T型槽間距：_____



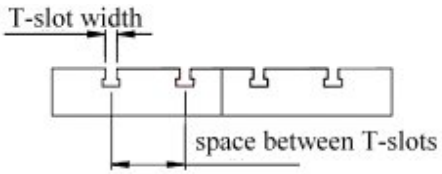

   (3) T型槽於工作臺上槽數：_____

   (4) 工作臺樣式： ☐ A. 工作臺中心對準T型槽中心 ☐ B. 工作臺中心對準兩T型槽中間

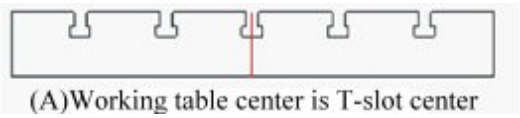
(A)Working table center is T-slot center

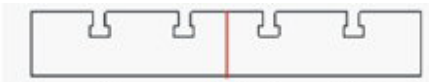
(B)Working table center is in the middle of two slots

   (5) ☐ 附底板，尺寸：_____

   (6) ☐ 附中板，尺寸：_____

   (7) 分度盤中心距機床工作臺面高度：_____(可依客戶要求)

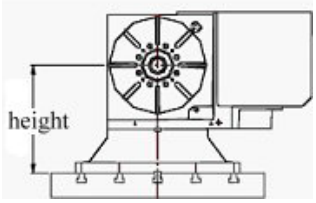

3. 使用型式 ☐ 立式專用 ☐ 臥式專用 ☐ 立臥兩用

4. 伺服驅動馬達 ☐ 須配套 ☐ 提供馬達 ☐ 不需要

   伺服馬達型號：_____ 控制器型號：_____

5. 鎖緊方式 ☐ 油壓(電磁閥電壓_____伏特) ☐ 空壓(電磁閥電壓_____伏特)

6. 尾座 ☐ 需要，圓盤剎車尾座：_____ 頂針尾座：_____ ☐ 不需要

7. 編碼器 ☐ 需要 型號：_____ ☐ 不需要

8. 三爪夾頭 ☐ 需要 型號：_____ ☐ 不需要

9. 單軸控制器 ☐ 需要 型號：_____ ☐ 不需要

備註/略圖/其他要求(請詳細說明並填入下框)

Notice for Optional Accessories

※Please fill in the form before purchasing our products.

1. Rotary Model：_____ Qty.：_____ Delivery：_____

2. Machine tool manufacturer：_____ Model：_____

   If rotary table is fixed to the working table, please inform us of：

   (1) Working table dimension length：_____ width：_____

   (2) T-slot width：_____ Space between t-slots：_____

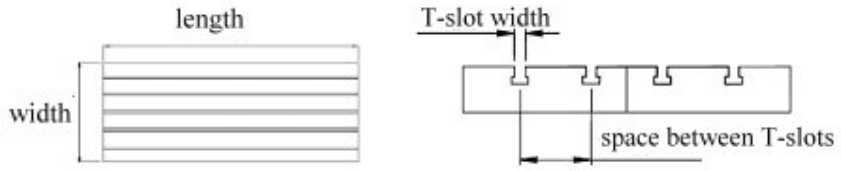

   (3) T-slot numbers：_____

   (4) Working table type：☐ A. Working table center is T-slot center

   ☐ B. Working table center is in the middle of two slots


(A)Working table center is T-slot center
(B)Working table center is in the middle of two slots

   (5) ☐ With bottom plate，size：_____

   (6) ☐ With middle plate，size：_____

   (7) Height between rotary table center and machine table (can be made in customer's request)：_____

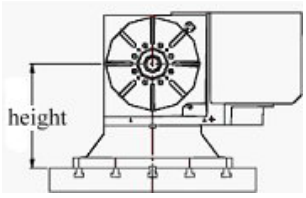

3. Type ☐ for vertical machine ☐ for horizontal machine ☐ for both vertical and horizontal machine

4. Servo motor ☐ We provide motor and driver ☐ Customer offer the motor ☐ No

   Servo motor model：_____ Controller model：_____

5. Clamping device ☐ Hydraulic (Solenoid Valve_____V) ☐ Pneumatic (Solenoid Valve_____V)

6. Tailstock ☐ Rotary tailstock：BRT-_____ Manual tailstock：_____ ☐ No

7. Encoder ☐ No ☐Yes, Model：_____

8. 3-Jaw chuck ☐ No ☐Yes, Model：_____

9. Single controller ☐ No ☐Yes, Model：_____

Note

台灣總公司
TAIWAN FACTORY

綜欣工業有限公司
Central Star Industrial Co., LTD.

42946台中市神岡區大富路193號
TEL: +886-4-2526-1187　FAX: +886-4-2526-2181
http://www.tsunshin.com
E-Mail: juvsin.chuan@msa.hinet.net

台灣營業處
TAIWAN DISTRIBUTOR

惟盛機電股份有限公司
Way Shine Electric Co., LTD.

42054台中市豐原區圓環北路一段32號
TEL: +886-4-2520-5571
FAX: +886-4-2520-3581
E-Mail: tech-index@umail.hinet.net



中國總代理
CHIINA AGENT

綜欣恆盛(天津)科技有限公司
HS CENTRAL STAR (TIANJIN) TECHNICAL CO., LTD.

天津市靜海經濟開發區北區三號路23號
TEL: +86-22-27420909　FAX: +86-22-27984675
http://www.zongxin.net
E-Mail: sales@hiwinlc.com.cn
服務熱線: +86-400-811-5568

經銷商資訊處